

SOUTHERN ARKANSAS UNIVERSITY TECH



"WE PUT YOU FIRST"

2011 Factbook

DISCLAIMER: Southern Arkansas University Tech does not discriminate on the basis of race, color, nationality, gender, religion, or age in the delivery of services. It is our policy to provide equal access to services and facilities for persons with disabilities.

Information for this publication come from numerous data sources which include but are not limited to the following:

1. Computer Information System SIS [Student Information System] which includes electronically submitted Dbase files;
2. ADHE publications, including Student Enrollment and Factbook on Arkansas Public Higher Education;
3. Integrated Postsecondary Education Data System [IPEDS] and Office of Civil Rights [OCR] Reports; and
4. Eleventh-Day Reports [Census Date Hardcopy Reports].

The following terms, definitions, and acronyms have been utilized in this booklet:

Academic Year: The consecutive period of time defined to span Summer II, Fall, Spring, and Summer I terms as a reference for record-keeping related to student enrollment, faculty employment, and other matters related to academic affairs.

Annual Enrollment: Enrollment for the academic year as defined above.

Census Date: The end of the 11th day of classes for spring and fall terms, and the 5th day of classes for each summer term.

Cohort: All first-time entrants who are enrolled on the institution's census date in programs leading to a certificate (technical or advanced) or an associate degree.

Concurrent Credit Class: A class for which both high school and college/university credit is awarded to a high school student.

Dually Enrolled Student: A student who is enrolled in two or more colleges or universities in a single term; also applies to a high school student who also is enrolled in a college or university where the student is awarded only post-secondary academic credit.

Enrollment: All students counted on a headcount basis as registered on the final census date of the reporting term.

Enrollment With Credit: All students taking at least one semester hour for credit.

First-Time Freshman: A student who has never attended any college; it includes those enrolled in the prior summer term and students who enter with advanced standing and may actually be classified beyond the freshman level.

FTE: Full Time Equivalent; calculated by dividing the total number of credit hours by the normal student load [term, 15 hours; year, 30 hours].

Full-Time Student: A student enrolled for 12 or more semester credit hours.

Geographical Origin: The legal residence of a student at the time of original admission to the institution.

Headcount: The unduplicated tally of all students by a characteristic such as sex or age.

High School Student: A high school student who has not received high school diploma or its equivalent but is enrolled in college-level courses.

Non-Credit Hours: Courses, seminars, workshops, and all other activities offered which may not be applied to meet the requirements of the institution's formal degree/diploma/certificate program and do not meet fundable credit criteria.

Off-Campus Enrollment: Students taking credit courses exclusively off-campus [outside the district in which the college is located].

Off-Schedule Class: Any class beginning after the official census date [course does not correspond to the regular term].

On-Campus Enrollment: All students taking at least one credit hour in the facilities, on the grounds of the institution, or inside the legal taxing district of a community college; it excludes home-study courses via radio, television, newspaper, and internet.

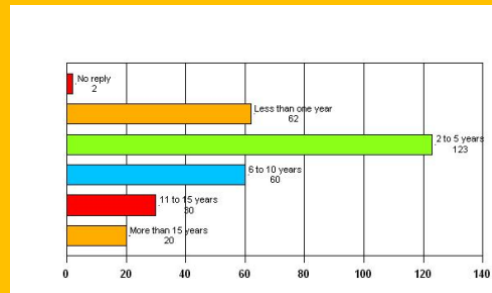
On-Schedule Class: Any class beginning prior to the official census date [corresponds with the regular academic term].

Part-Time Student: A student enrolled for less than 12 semester credit hours.

SSCH: Student Semester Credit Hour; representing the equivalent of one student engaged in an institutional activity for a semester for which one credit hour or fraction thereof may be granted upon completion of the activity.

Student With Credit: A student enrolled for at least one credit hour.

Transfer Student: A student entering the institution for the first time with academic credit attempted or earned at another institution [whether or not the credit is accepted by the institution to which the student transfers].



The Planning, Accountability, and Development office, commonly referred to as the “PAD” office, has the primary responsibility for planning, assessment, reporting, accreditation, and research for the institution. All official state reports pertaining to graduates, number of students enrolled, FTE, accreditation, assessment of student learning, and survey instruments and analyses fall within the purview of this office.

The 2011 Factbook is a continuous step in the planning and research process in order *to provide institutional personnel with sufficient data to plan for the future and assess how well the institution is fulfilling its vision, mission, and purposes*. It is our goal to provide each institutional entity with information and data that is useful, informative, and visionary as we prepare to service our students, businesses, and the community at large.

Our ultimate goal is to provide a one-stop/one-source document that will cover the most essential data without having to do an extraordinary amount of searching and/or research. We could not do this without the assistance of a great team effort from the various departments and offices here at SAU Tech and beyond, and so a debt of gratitude is owed to the following offices who assisted us in the preparation of this booklet: Admissions; Business Office; Enrollment Services; Financial Aid; Human Resources; Academic Affairs; Extended Education; Secondary and Community Education; Adult Education; Communications and Public Relations; Student Services; the Arkansas Department of Higher Education, Research and Planning Division; the National Community College Benchmark Project [NCCBP]; and the National Center for Educational Statistics [NCES] Integrated Postsecondary Education Data System [IPEDS].

This Factbook should provide a means to evaluate institutional effectiveness as we examine three vital components: *Assessment*; *Accreditation*; and *Accountability* measures for the institution. While not everything is included here, there are data elements that would allow us to assess student learning and learning outcomes; examine whether we are in compliance with accrediting policies, procedures, and regulations while providing information for the accrediting process; and ensuring that the institution is accountable to its stakeholders-the students, Board of Trustees, state and federal funding agencies, local community, and the institution itself.

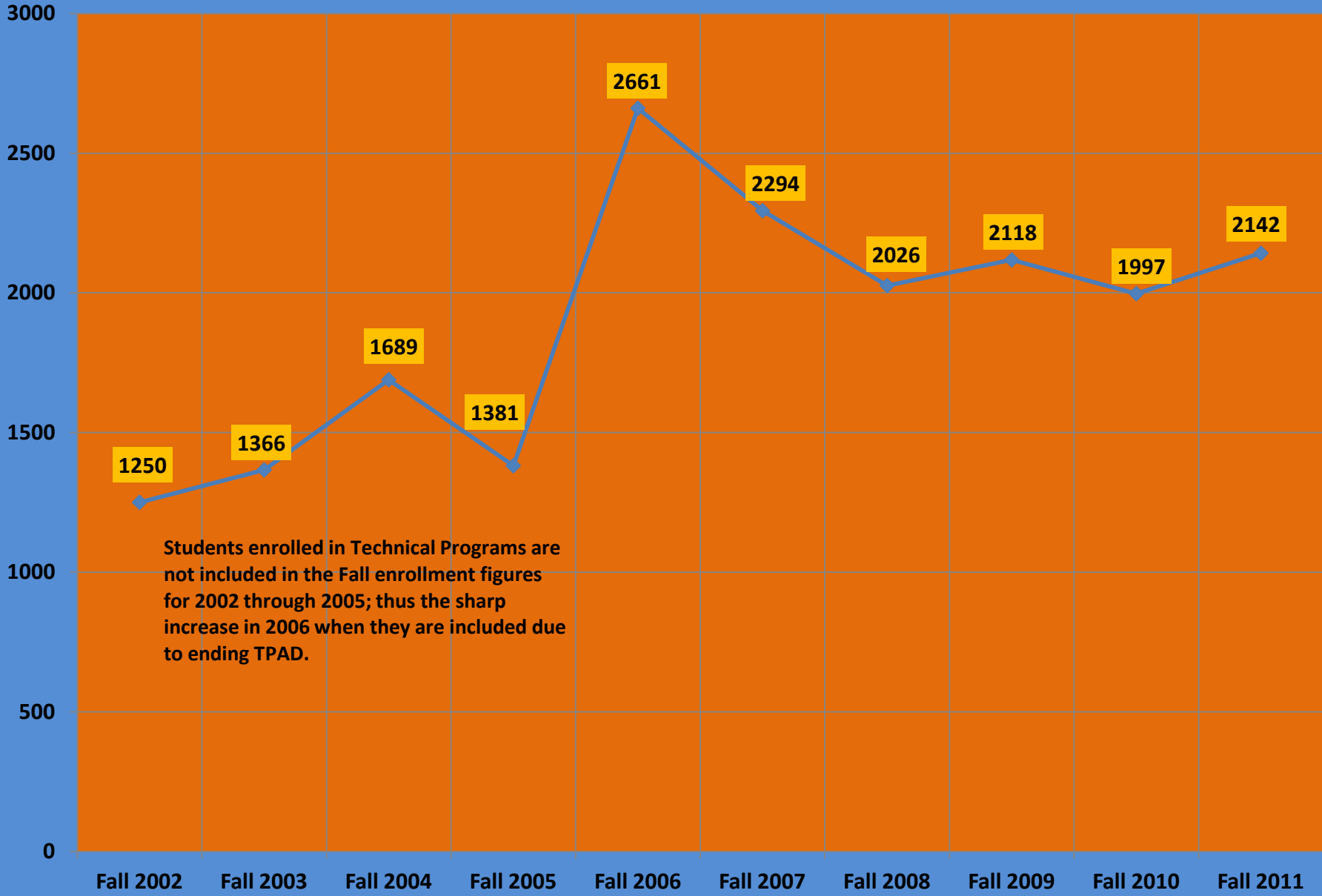
Questions concerning the contents of this booklet should be addressed to the Planning, Accountability, and Development office on the main campus of the institution located in the Room 134, Administration Building, Camden, AR.

ENROLLMENT HISTORY
Fall Enrollment, Ten-Year History

	2003	2004	2005	2006	2007	2008	2009	2010	2011	2012
ACADEMIC YEAR FTE*	818	867	1215	1058	1276	1397	1341	1392	1358	N/A
TERM	Fall 2002	Fall 2003	Fall 2004	Fall 2005	Fall 2006	Fall 2007	Fall 2008	Fall 2009	Fall 2010	Fall 2011
Enrollment, All Students w/Credit	1250	1366	1689	1381	2661	2294	2026	2118	1997	2142
Full-Time	503	487	623	645	655	702	695	699	654	700
Part-Time	747	879	1066	736	2006	1592	1331	1419	1343	1442
Male	577	681	902	767	1328	1251	1054	1010	917	1002
Female	673	685	787	614	1333	1043	972	1108	1080	1140
White Non-Hispanic	898	877	1159	982	1608	1406	1285	1322	1210	1249
Black Non-Hispanic	318	438	438	340	928	806	658	722	694	794
All Others	34	51	92	59	125	82	83	74	93	99
1st-Time Entering Freshmen	173	155	170	166	185	216	245	257	232	209
Transfer Students	188	145	232	202	173	185	219	212	149	142
All Others	120	1066	1287	1013	2303	1893	1562	1649	1616	1791
On-Campus Enrollment	808	817	635	716	775	710	625	755	724	717
Full-Time	483	461	383	453	437	500	474	517	500	519
Part-Time	325	356	252	263	338	210	151	238	224	198
Male	399	395	311	364	434	352	318	383	344	332
Female	409	422	324	352	341	358	307	372	380	385
White Non-Hispanic	555	532	406	494	451	454	406	505	418	415
Black Non-Hispanic	236	261	196	199	279	229	195	286	270	283
All Others	17	24	33	23	45	27	24	28	36	19
1st-Time Entering Freshmen	167	147	91	124	141	179	185	204	183	147
Transfer Students	88	85	62	92	74	88	59	82	55	71
All Others	553	585	482	500	560	443	381	469	486	499
Off-Campus Enrollment	442	549	1054	665	1886	1584	1401	1363	1273	1425
Full-Time	20	26	240	192	216	202	221	182	154	181
Part-Time	422	523	814	473	1670	1382	1180	1181	1119	1244
Male	178	286	591	403	894	899	736	627	573	670
Female	264	263	463	262	992	685	665	736	700	755
White Non-Hispanic	343	345	753	488	1157	952	879	817	792	859
Black Non-Hispanic	82	177	242	141	649	577	463	436	424	511
All Others	17	27	59	36	80	55	59	46	57	55
1st-Time Entering Freshmen	6	8	79	42	44	37	60	53	49	62
Transfer Students	100	60	170	110	99	97	160	130	94	71
All Others	336	481	805	513	1743	1450	1181	1180	1130	1292

*FTE=Annual SSCH/30 [includes off-schedule enrollment]

Ten Year Fall Enrollment Summary

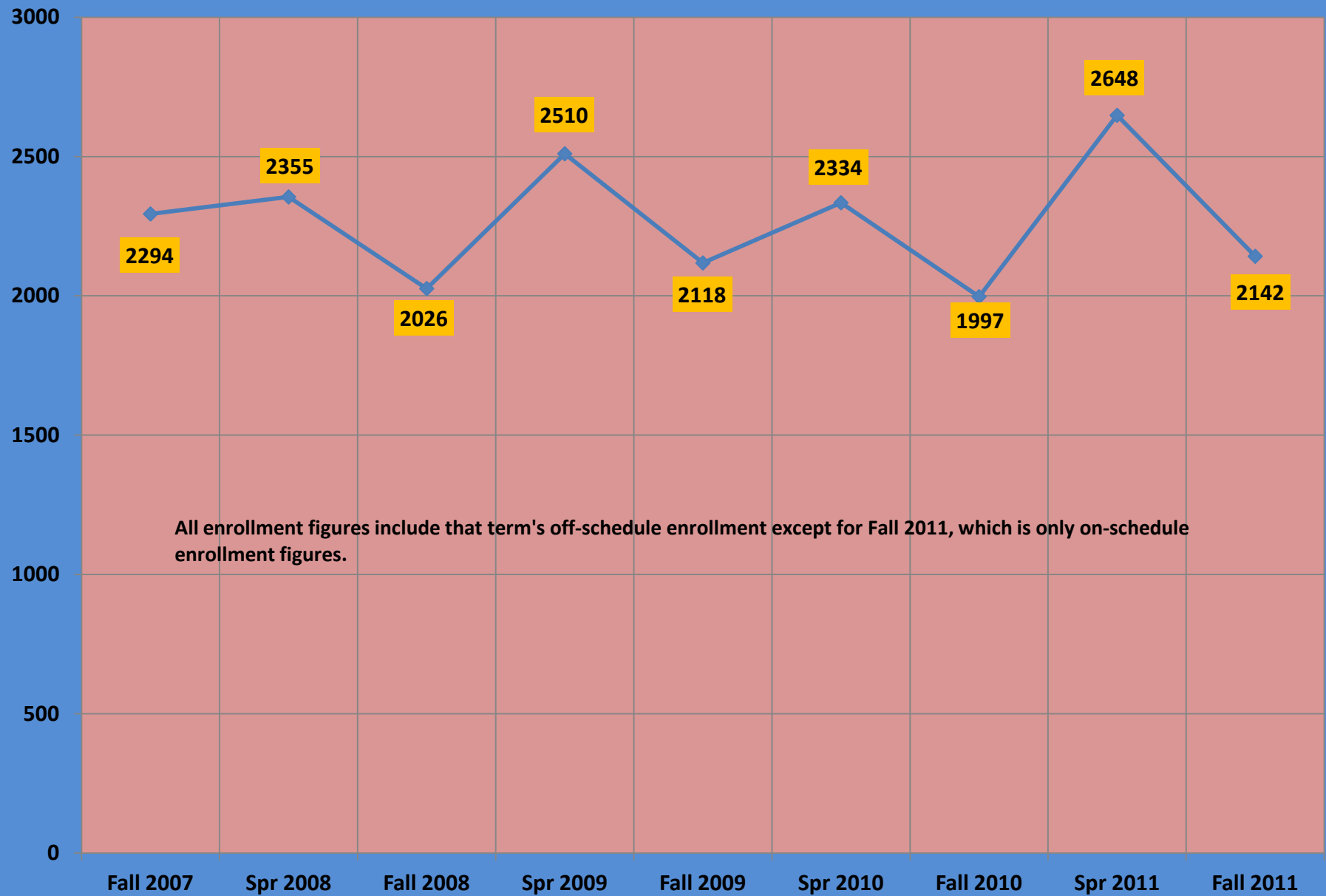


ENROLLMENT HISTORY
Enrollment, Fall vs. Spring

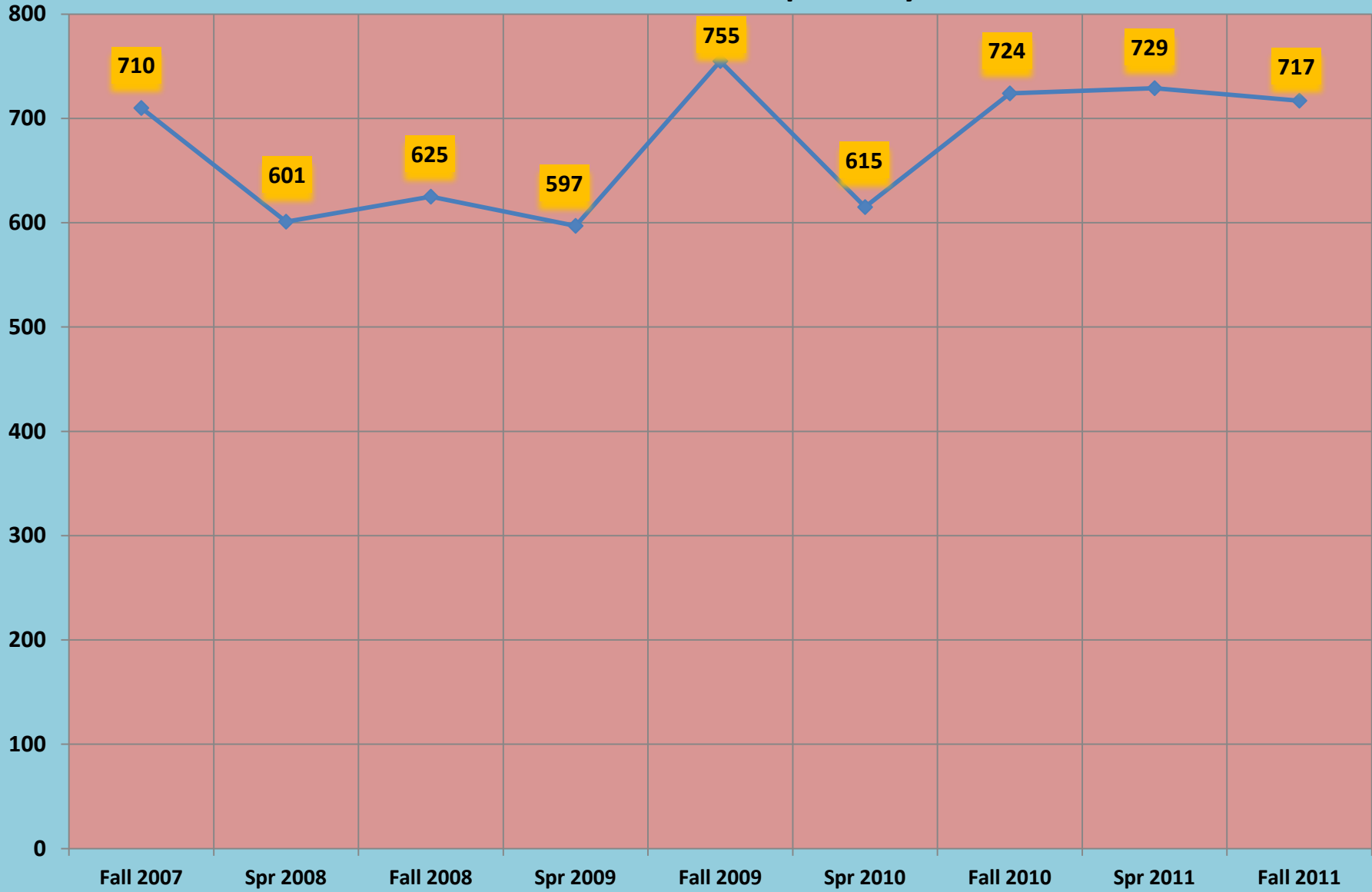
	Fall 2007	Spr 2008	Fall 2008	Spr 2009	Fall 2009	Spr 2010	Fall 2010	Spr 2011	Fall 2011	% of Total
ANNUAL ENROLLMENT- UNDUPLICATED COUNT	4018		3694		3751		3849		NOT AVAILABLE	
Enrollment, All Students w/Credit	2294	2355	2026	2510	2118	2334	1997	2648	2142	100.0%
Full-Time	702	531	695	592	699	638	654	596	700	32.7%
Part-Time	1592	1824	1331	1918	1419	1696	1343	2052	1442	67.3%
Male	1251	1180	1054	1171	1010	1124	917	1280	1002	46.8%
Female	1043	1175	972	1339	1108	1210	1080	1368	1140	53.2%
White Non-Hispanic	1406	1415	1285	1421	1322	1332	1210	1571	1249	58.3%
Black Non-Hispanic	806	839	658	985	722	915	694	1002	794	37.1%
All Others	82	101	83	104	74	87	93	75	99	4.6%
1st-Time Entering Freshmen	216	89	245	70	257	101	232	105	209	9.8%
Transfer Students	185	215	219	176	212	164	149	160	142	6.6%
All Others	1893	2051	1562	2264	1649	2069	1616	2383	1791	83.6%
Enrollment, On-Campus Only	710	601	625	597	755	615	724	729	717	33.5%
Full-Time	500	406	474	433	517	459	500	477	519	24.2%
Part-Time	210	195	151	164	238	156	224	252	198	9.2%
Male	352	277	318	279	383	297	344	353	332	15.5%
Female	358	324	307	318	372	318	380	376	385	18.0%
White Non-Hispanic	454	350	406	354	505	354	418	439	415	19.4%
Black Non-Hispanic	229	219	195	222	286	232	270	267	283	13.2%
All Others	27	32	24	21	28	29	36	23	19	0.9%
1st-Time Entering Freshmen	179	61	185	38	204	57	183	76	147	6.9%
Transfer Students	88	60	59	48	82	42	55	61	71	3.3%
All Others	443	480	381	511	469	516	486	592	499	23.3%
Enrollment, Off-Campus Only	1584	1754	1401	1913	1363	1719	1273	1919	1425	66.5%
Full-Time	202	125	221	159	182	179	154	119	181	8.5%
Part-Time	1382	1629	1180	1754	1181	1540	1119	1800	1244	58.1%
Male	899	903	736	892	627	827	573	927	670	31.3%
Female	685	851	665	1021	736	892	700	992	755	35.2%
White Non-Hispanic	952	1065	879	1067	817	991	792	1119	859	40.1%
Black Non-Hispanic	577	620	463	763	436	683	424	735	511	23.9%
All Others	55	69	59	83	46	45	57	65	55	2.6%
1st-Time Entering Freshmen	37	28	60	32	53	44	49	29	62	2.9%
Transfer Students	97	155	160	128	130	122	94	99	71	3.3%
All Others	1450	1571	1181	1753	1180	1553	1130	1791	1292	60.3%

UNDUPLICATED COUNT: Counts a student once regardless of the number of terms that the student enrolled in credit courses.

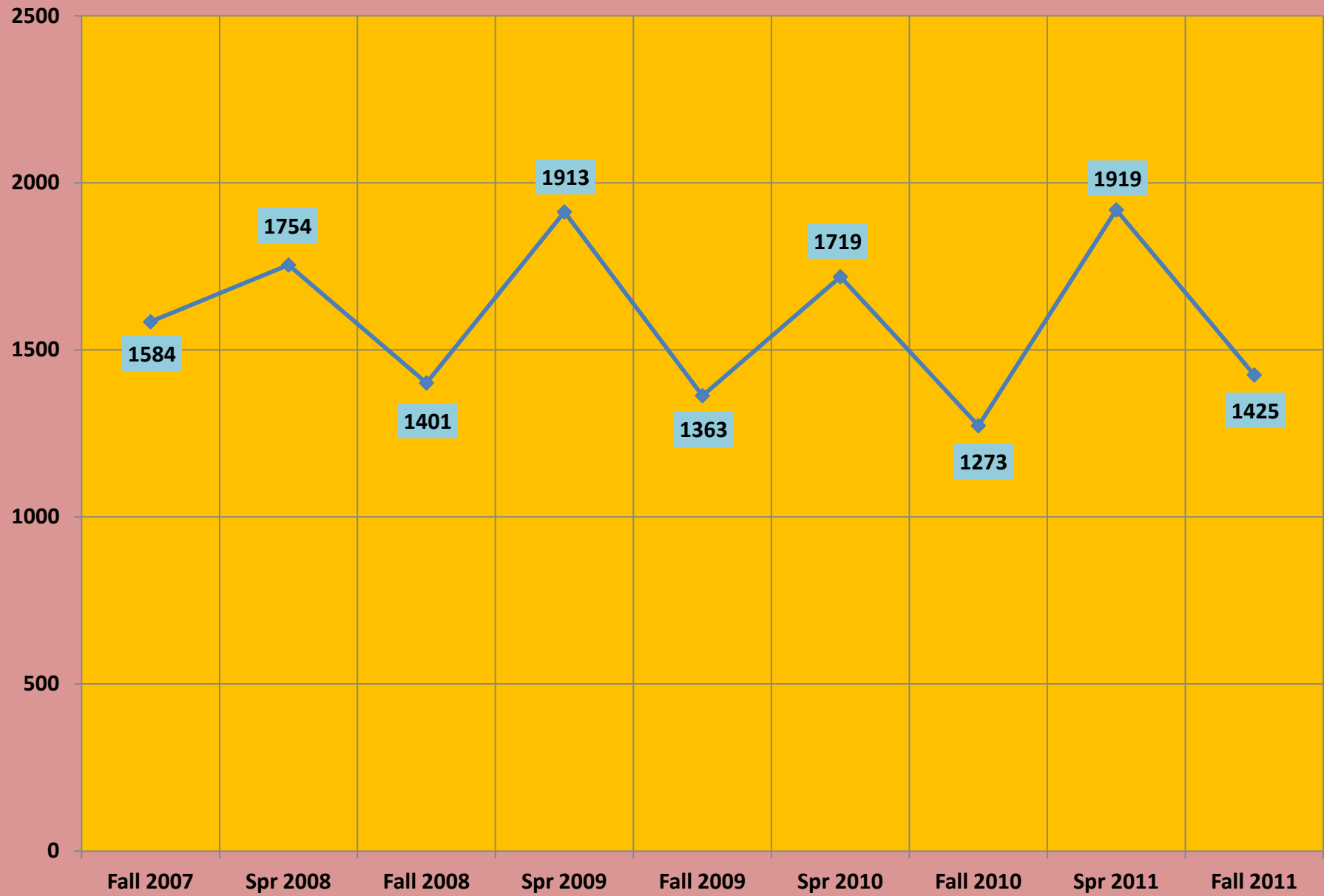
Fall Term to Spring Term Enrollment Comparison



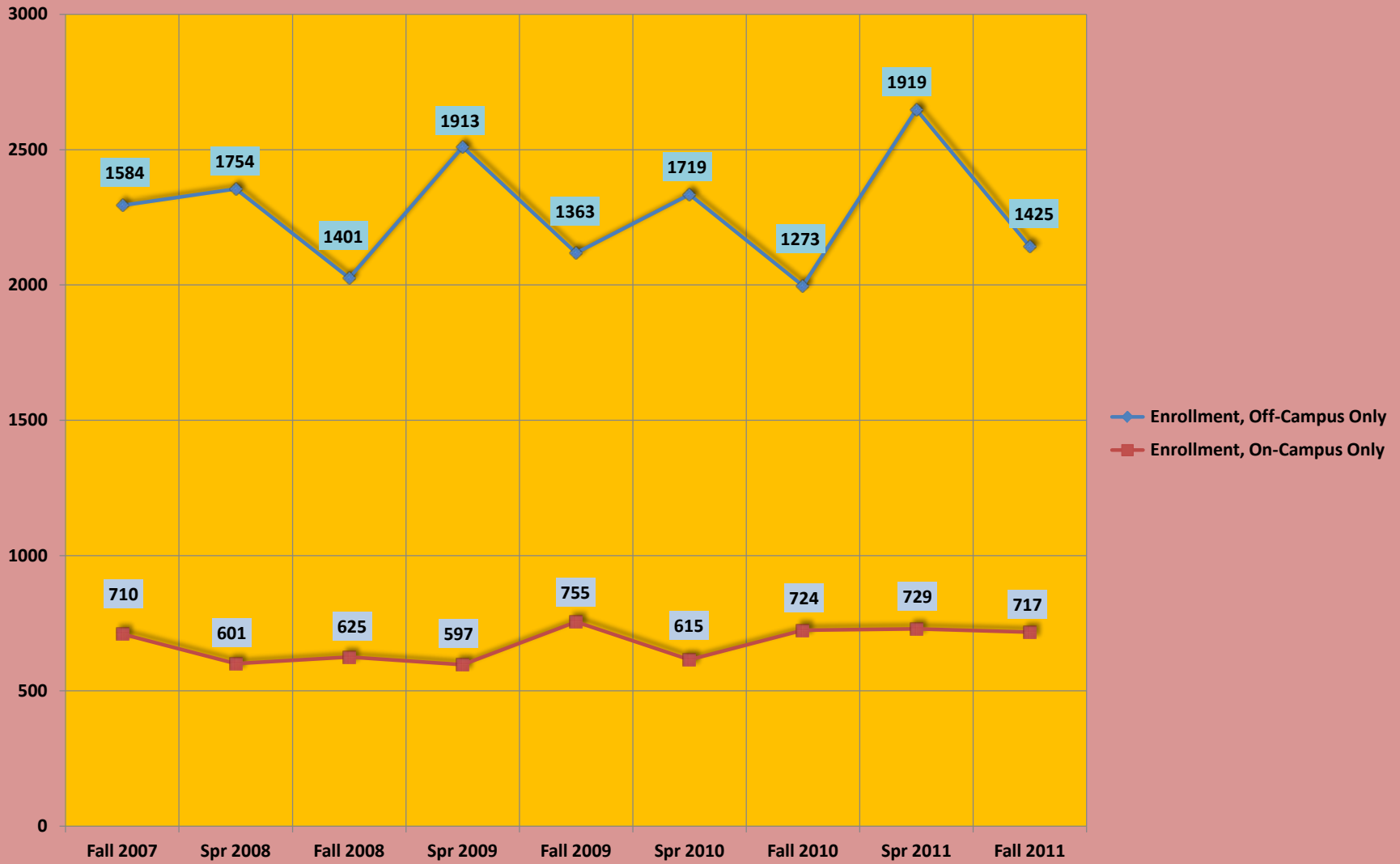
Enrollment, On-Campus Only



Enrollment, Off-Campus Only



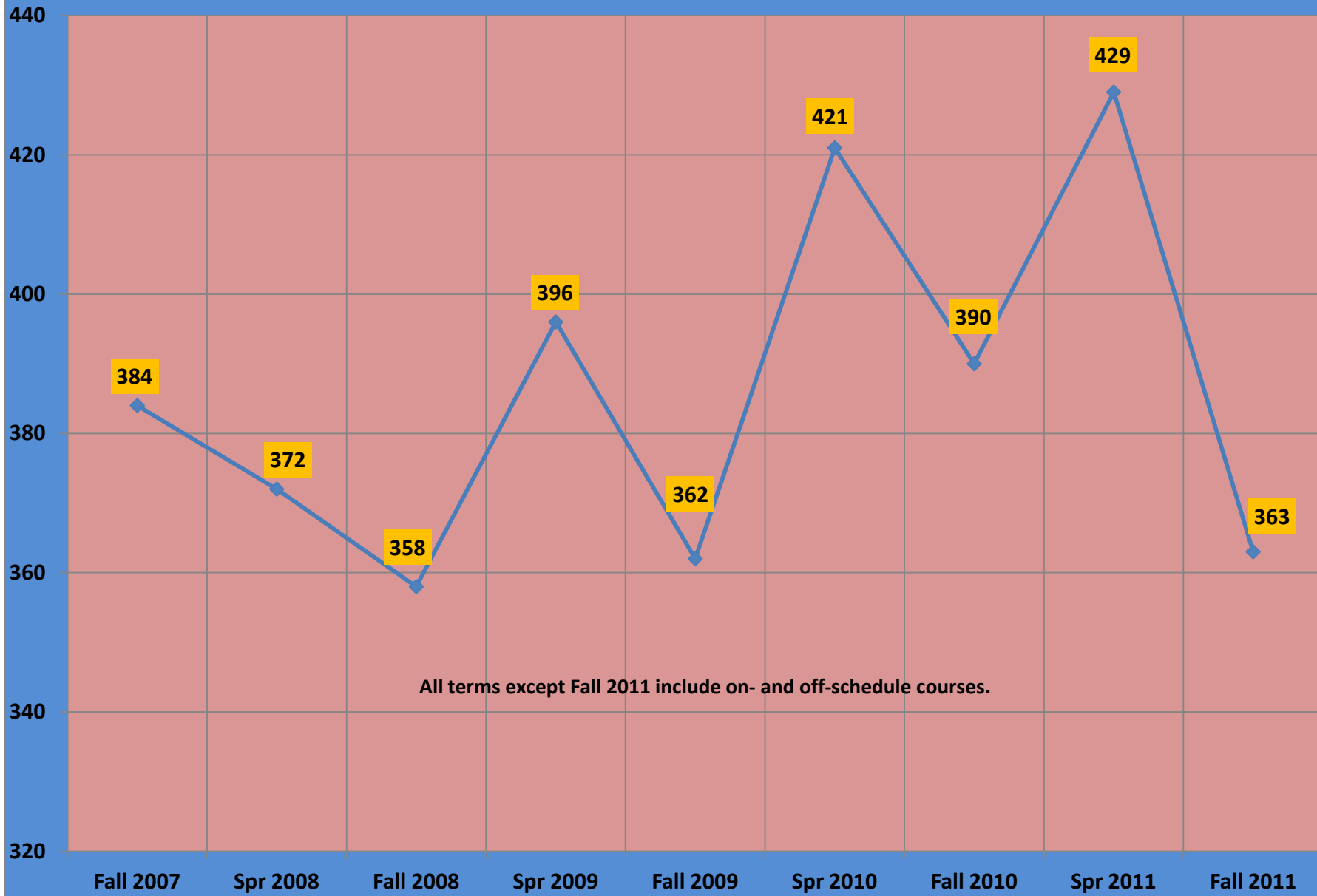
On-Campus vs Off-Campus Enrollment

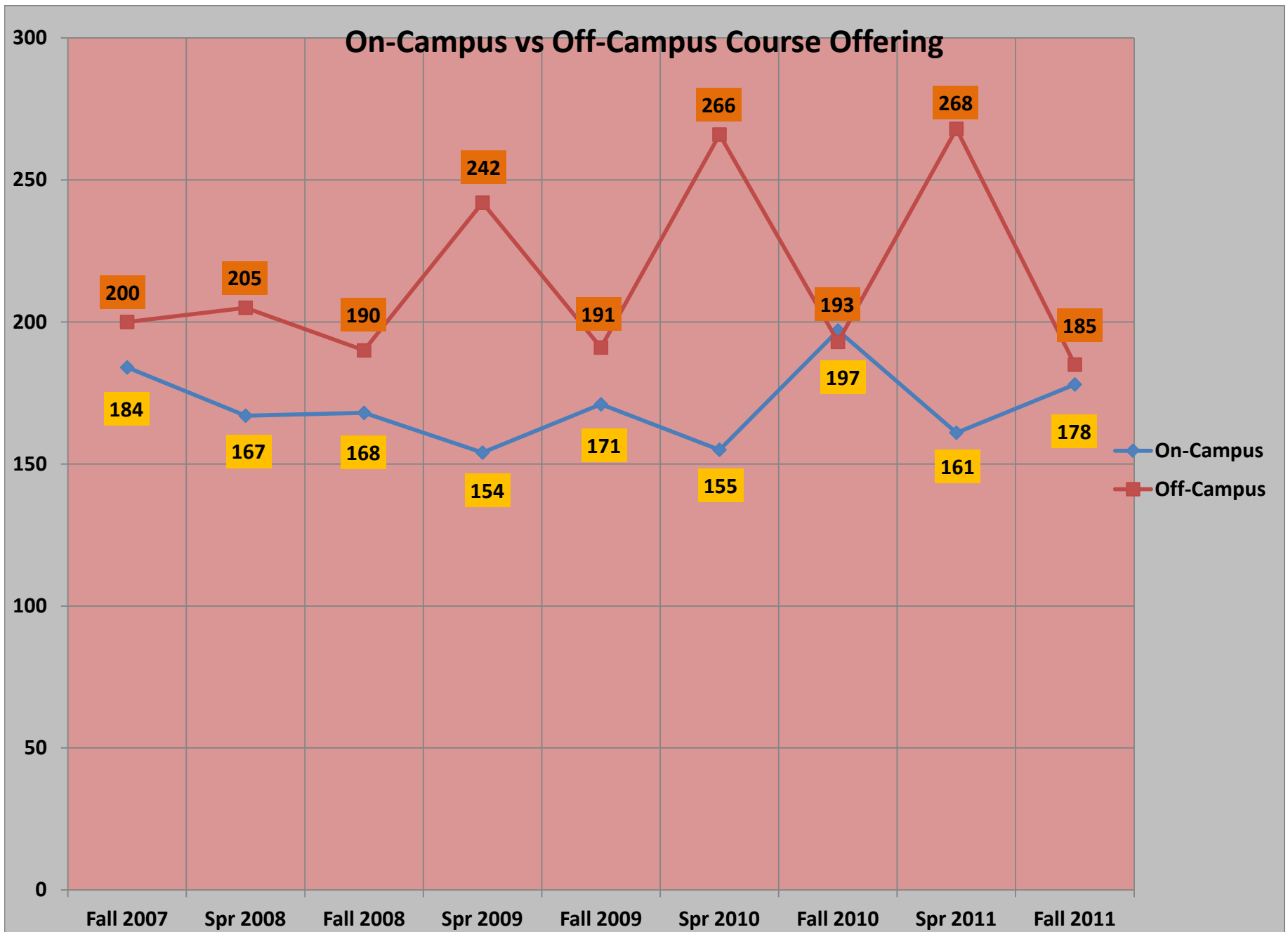


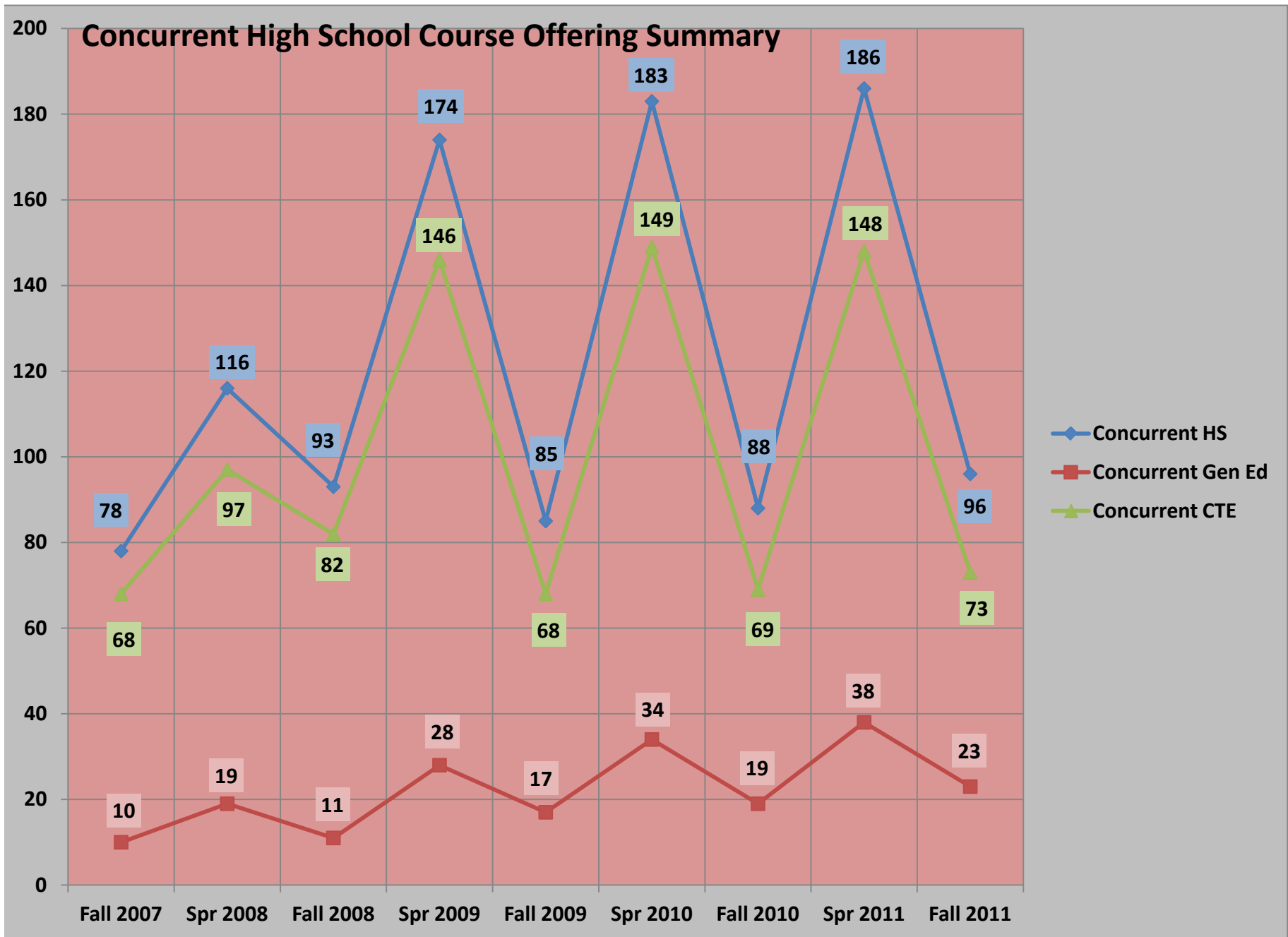
Course Offering History

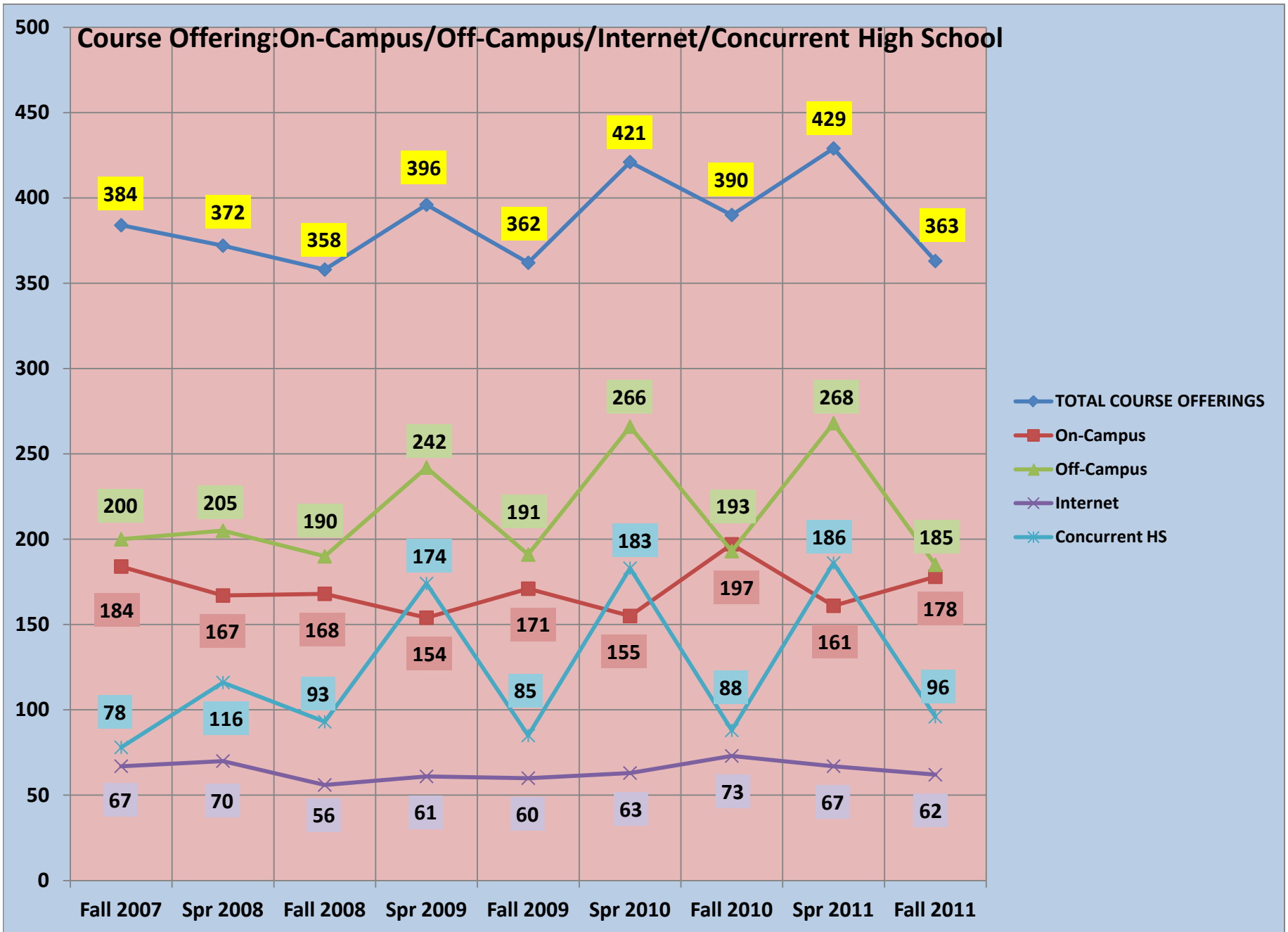
	Fall 2007	Spr 2008	Fall 2008	Spr 2009	Fall 2009	Spr 2010	Fall 2010	Spr 2011	Fall 2011
TOTAL COURSE OFFERINGS	384	372	358	396	362	421	390	429	363
On-Campus	184	167	168	154	171	155	197	161	178
Off-Campus	200	205	190	242	191	266	193	268	185
Internet	67	70	56	61	60	63	73	67	62
Concurrent HS	78	116	93	174	85	183	88	186	96
Concurrent Gen Ed	10	19	11	28	17	34	19	38	23
Concurrent CTE	68	97	82	146	68	149	69	148	73
Transitional Studies	28	24	26	19	24	24	26	25	29
Transitional Studies, Internet	7	6	7	6	5	6	6	6	6

TERM TOTAL COURSE OFFERINGS





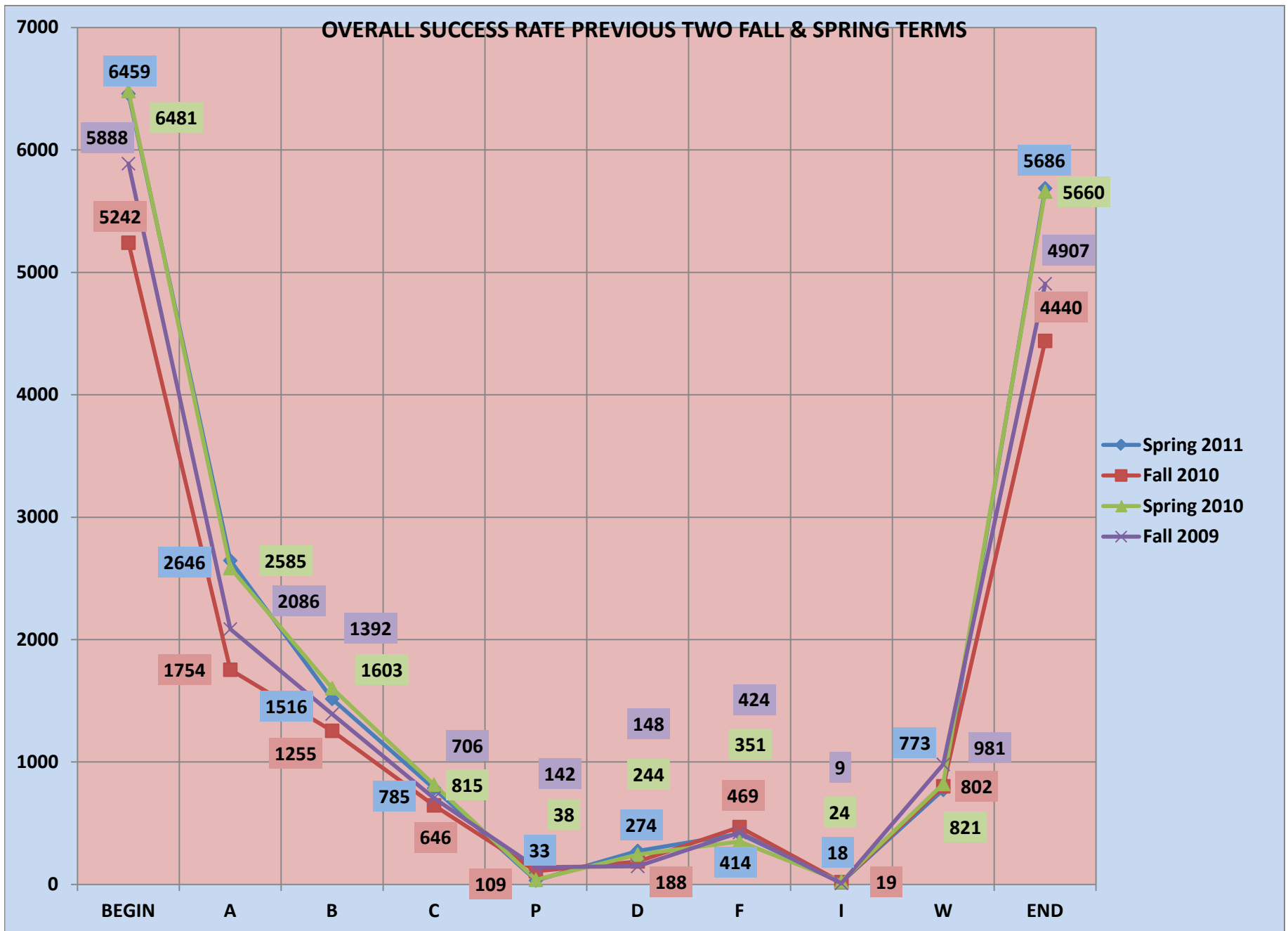




OVERALL SUCCESS RATE PREVIOUS FOUR FALL AND SPRING TERMS

TERM		BEGIN	A	B	C	P	D	F	I	W	END
Spring 2011	TOTAL	6459	2646	1516	785	33	274	414	18	773	5686
	UNSUCCESSFUL						4.2%	6.4%	0.3%	12.0%	10.9%
Fall 2010	TOTAL	5242	1754	1255	646	109	188	469	19	802	4440
	UNSUCCESSFUL						3.6%	8.9%	0.4%	15.3%	12.9%
Spring 2010	TOTAL	6481	2585	1603	815	38	244	351	24	821	5660
	UNSUCCESSFUL						3.8%	5.4%	0.4%	12.7%	9.6%
Fall 2009	TOTAL	5888	2086	1392	706	142	148	424	9	981	4907
	UNSUCCESSFUL						2.5%	7.2%	0.2%	16.7%	9.9%
Spring 2009	TOTAL	5418	2498	1418	590	22	252	163	56	419	4999
	UNSUCCESSFUL						4.7%	3.0%	1.0%	7.7%	8.7%
Fall 2008	TOTAL	4837	1770	1249	595	130	189	240	11	653	4184
	UNSUCCESSFUL						3.9%	5.0%	0.2%	13.5%	9.1%
Spring 2008	TOTAL	6430	2820	1483	738	46	246	246	24	827	5603
	UNSUCCESSFUL						3.8%	3.8%	0.4%	12.9%	8.0%
Fall 2007	TOTAL	5221	1868	1303	770	116	220	238	12	694	4527
	UNSUCCESSFUL						4.2%	4.6%	0.2%	13.3%	9.0%

NOTE: Withdrawal rate is NOT included in the overall unsuccessful rate percentage in the "END" column.



CERTIFICATES OF PROFICIENCY

DEGREE NAME	LEV	TYPE	CODE	CIP	2007	2008	2009	2010	2011	AVG*
A+ Certification (Computer Repair)	01	CP	4775	47.0104	0	0	1	4	3	2.67
Aerospace Technology	01	CP	1151	15.0801	*	*	*	*	0	0.00
Automotive Service Technology	01	CP	4255	47.0604	0	0	6	0	3	3.00
Aviation Maintenance	01	CP	4359	47.0608	19	10	16	45	19	26.67
Beginning Hair Design	01	CP	0320	12.0401	0	0	4	18	12	11.33
Building Trades	01	CP	4274	46.0499	0	0	0	4	0	1.33
Child Development Associate	01	CP	0018	19.0709	0	7	0	18	32	16.67
Cisco Networking	01	CP	0119	11.1002	0	0	0	3	2	1.67
Computer Engineering	01	CP	1110	11.0701	*	*	*	-	1	0.33
Criminal Justice	01	CP	0383	43.0103	0	0	0	0	2	0.67
Defense Aerospace Technology	01	CP	1150	15.0801	*	*	*	*	14	14.00
Electronic Data Storage; offered via distance	01	CP	1112	11.0701	*	*	*	*	0	0.00
Fire and Emergency Response	01	CP	0400	43.0203	135	88	78	106	109	97.67
Government Contract Management	01	CP	1170	52.0202	0	0	0	0	0	0.00
Hazardous Waste Remediation	01	CP	0175	15.0508	0	6	0	0	0	0.00
Industrial Maintenance	01	CP	4720	47.0303	2	1	24	12	0	12.00
Industrial Technology	01	CP	4815	47.0105	0	0	1	2	5	2.67
Materials and Operations Management	01	CP	4935	52.0203	1	0	6	6	1	4.33
Medical Professions	01	CP	0104	51.0000	-	-	14	19	41	24.67
Medical Transcription; offered via distance	01	CP	4560	51.0708	*	*	*	*	1	0.33
Microsoft Certified Professional (MCP)	01	CP	4426	11.0901	0	4	0	2	0	0.67
Microsoft Certified Systems Administrator	01	CP	4383	11.0901				0	0	0.00
Multimedia Broadcasting	01	CP	4765	10.0202	0	0	33	0	0	11.00
Nursing Assistant	01	CP	4750	51.3902	87	87	147	158	89	131.33
Pre-Engineering Computer Aided Design (CADD)	01	CP	0790	15.1399	-	-	-	0	0	0.00
Programmable Logic Controllers (PLC)	01	CP	4316	47.0303	4	0	1	1	0	0.67
Wastewater	01	CP	0483	15.0506	4	0	0	0	0	0.00
Water Distribution	01	CP	0485	15.0506	0	0	0	0	0	0.00
Water Treatment	01	CP	0484	15.0506	0	0	0	0	0	0.00
Welding Technology	01	CP	4905	48.0508	0	0	1	9	20	10.00
TOTAL CP					252	203	332	407	354	364.33
CP's can only be awarded to HS students										

TECHNICAL CERTIFICATES										
DEGREE NAME	LEV	TYPE	CODE	CIP	2007	2008	2009	2010	2011	AVG*
Automotive Technology	02	TC	4340	47.0604	-	-	-	0	0	0.00
Aviation Maintenance Airframe	02	TC	4357	47.0607	19	14	14	19	10	14.33
Aviation Maintenance Powerplant	02	TC	4358	47.0608	19	14	17	19	10	15.33
Computer Information Technology	02	TC	0465	11.0701	0	9	10	1	6	5.67
Electronics	02	TC	4510	15.0303	-	-	0	1	1	0.67
Entrepreneurship	02	TC	2520	52.0701	-	-	0	0	0	0.00
General Studies	02	CGS	0910	24.0101	0	7	2	13	18	11.00
Health Sciences, offered via distance	02	TC	2273	51.0000	-	-	1	3	9	4.33
Industrial Maintenance	02	TC	4617	47.0303	0	4	0	0	9	3.00
Law Enforcement	02	TC	0389	43.0107	179	254	254	204	169	209.00
Manufacturing Technology	02	TC	4722	15.0613	3	1	0	2	0	0.67
Multimedia Film and Video Production	02	TC	0132	13.0501	0	1	2	2	0	1.33
Multimedia Graphics Technology	02	TC	0311	50.0402	3	3	5	10	1	5.33
Multimedia Web Design & Development	02	TC	2346	11.9999	0	3	6	5	7	6.00
Office Software Specialist, offered via distance	02	TC	4635	52.0407	4	5	4	4	4	4.00
Practical Nursing	02	TC	4795	51.3901	20	25	13	20	14	15.67
Welding	02	TC	4900	48.0508	*	*	*	*	*	*
TOTAL TC					247	340	328	303	258	296.33

ASSOCIATE DEGREES										
DEGREE NAME	LEV	TYPE	CODE	CIP	2007	2008	2009	2010	2011	AVG*
Aviation Maintenance; also at Texarkana	03	AAS	0240	47.0608	4	3	2	7	1	3.33
Business Administration (also by distance)	03	AS	0950	52.0201	12	14	13	14	12	13.00
Computer Information Systems Technology	03	AAS	3521	52.1201	*	*	*	*	0	0.00
Electronic Technology	03	AAS	0445	15.1202	2	7	3	2	2	2.33
Environmental Science (also by distance)	03	AAS	0475	15.0507	1	3	3	6	4	4.33
Fire & Emergency Response	03	AAS	0500	43.0203	3	1	4	7	10	7.00
Fire Science Management (also by distance)	03	AS	0495	43.0202	6	8	3	8	3	4.67
General Education (also via Distance Learning)	03	AA	0060	24.0102	17	12	28	34	22	28.00
Manufacturing Technology	03	AAS	0340	15.0612	4	3	0	2	2	1.33
Microsoft Networking Software	03	AAS	0545	11.0701	10	7	14	8	2	8.00
Multimedia Technology	03	AAS	0314	11.0899	11	13	18	20	20	19.33
Office Systems Technology (also by distance)	03	AAS	0740	52.0204	7	6	10	4	5	6.33
Paraprofessional Educator	03	AAS	0437	19.0709	1	2	4	4	1	3.00
Professional Studies	03	AAS	3871	30.9999	-	-	5	10	17	10.67
Teaching	03	AAT	1005	13.1203	0	15	7	15	12	11.33
Technology	03	AAS	0840	15.9999	18	19	9	18	27	18.00
TOTAL ASSOCIATE					96	113	123	159	140	140.67
					2007	2008	2009	2010	2011	AVG
GRAND TOTAL DEGREES BY YEAR					595	656	783	869	752	801.33
	Degrees are scheduled to be deleted by Academic Affairs.									
	Degrees are in their first year AY 2010-2011.									
	Degree will not be effective until Fall 2011, AY 2011-2012.									

THREE YEAR SUMMARY DEGREES AWARDED BY LEVEL

MAJOR AREA	2009	2010	2011	PROG AVG
A+ Certification (Computer Repair), CP	1	4	3	2.67
Aerospace Technology, CP	*	*	0	0.00
Automotive Service Technology, CP	6	0	3	3.00
Aviation Maintenance General, CP	16	45	19	26.67
Beginning Hair Design, CP	4	18	12	11.33
Building Trades, CP	0	4	0	1.33
Child Development Associate, CP	0	18	32	16.67
CISCO Networking, CP	0	3	2	1.67
Computer Engineering, CP	*	0	1	0.50
Criminal Justice, CP	0	0	2	0.67
Defense Aerospace Technology, CP	*	*	14	14.00
Electronic Data Storage, CP	*	*	0	0.00
Fire and Emergency Response, CP	78	106	109	97.67
Government Contract Management, CP	0	0	0	0.00
Hazardous Waste Remediation, CP	0	0	0	0.00
Industrial Maintenance, CP	24	12	0	12.00
Industrial Technology, CP	1	2	5	2.67
Industrial Technology-Mechanical, CP	0	**	**	0.00
Materials and Operations Management, CP	6	6	1	4.33
Medical Professions, CP	14	19	41	24.67
Medical Transcription, CP	*	*	1	1.00
Microsoft Certified Professional (MCP), CP	0	2	0	0.67
Microsoft Certified Systems Administrator, CP	0	0	0	0.00
Multimedia Broadcasting, CP	33	0	0	11.00
Nursing Assistant, CP	147	158	89	131.33
Pre-Engineering CADD, CP	0	0	0	0.00
Programmable Logic Controllers (PLC), CP	1	1	0	0.67
Wastewater, CP	0	0	0	0.00
Water Distribution, CP	0	0	0	0.00
Water Treatment, CP	0	0	0	0.00
Welding Technology, CP	1	9	20	10.00
TOTAL-Certificates of Proficiency	332	407	354	364.33

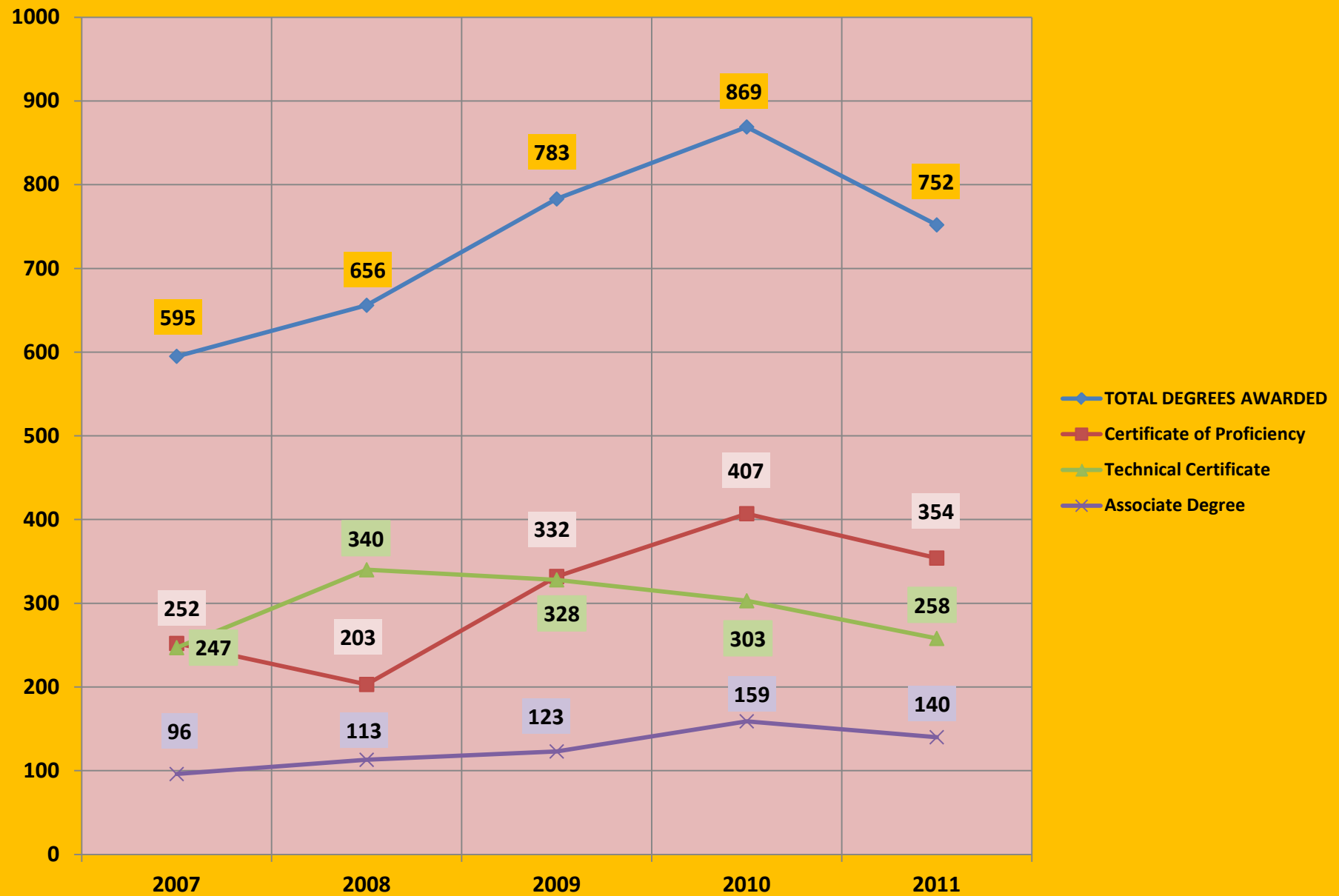
THREE YEAR SUMMARY DEGREES AWARDED BY LEVEL

MAJOR AREA	2009	2010	2011	PROG AVG
Automotive Technology, TC	*	0	0	0.00
Aviation Maintenance Airframe, TC	14	19	10	14.33
Aviation Maintenance Powerplant, TC	17	19	10	15.33
Computer Information Technology, TC	10	1	6	5.67
Electronics, TC	0	1	1	0.67
Entrepreneurship, TC	0	0	0	0.00
General Studies, CGS	2	13	18	11.00
Health Sciences, TC	1	3	9	4.33
Industrial Maintenance, TC	0	0	9	3.00
Law Enforcement, TC	254	204	169	209.00
Manufacturing Technology, TC	0	2	0	0.67
Multimedia Film & Video Production, TC	2	2	0	1.33
Multimedia Graphics Technology, TC	5	10	1	5.33
Multimedia Web Design & Development, TC	6	5	7	6.00
Office Software Specialist, TC	4	4	4	4.00
Practical Nursing, TC	13	20	14	15.67
TOTAL-Technical Certificates	328	303	258	296.33

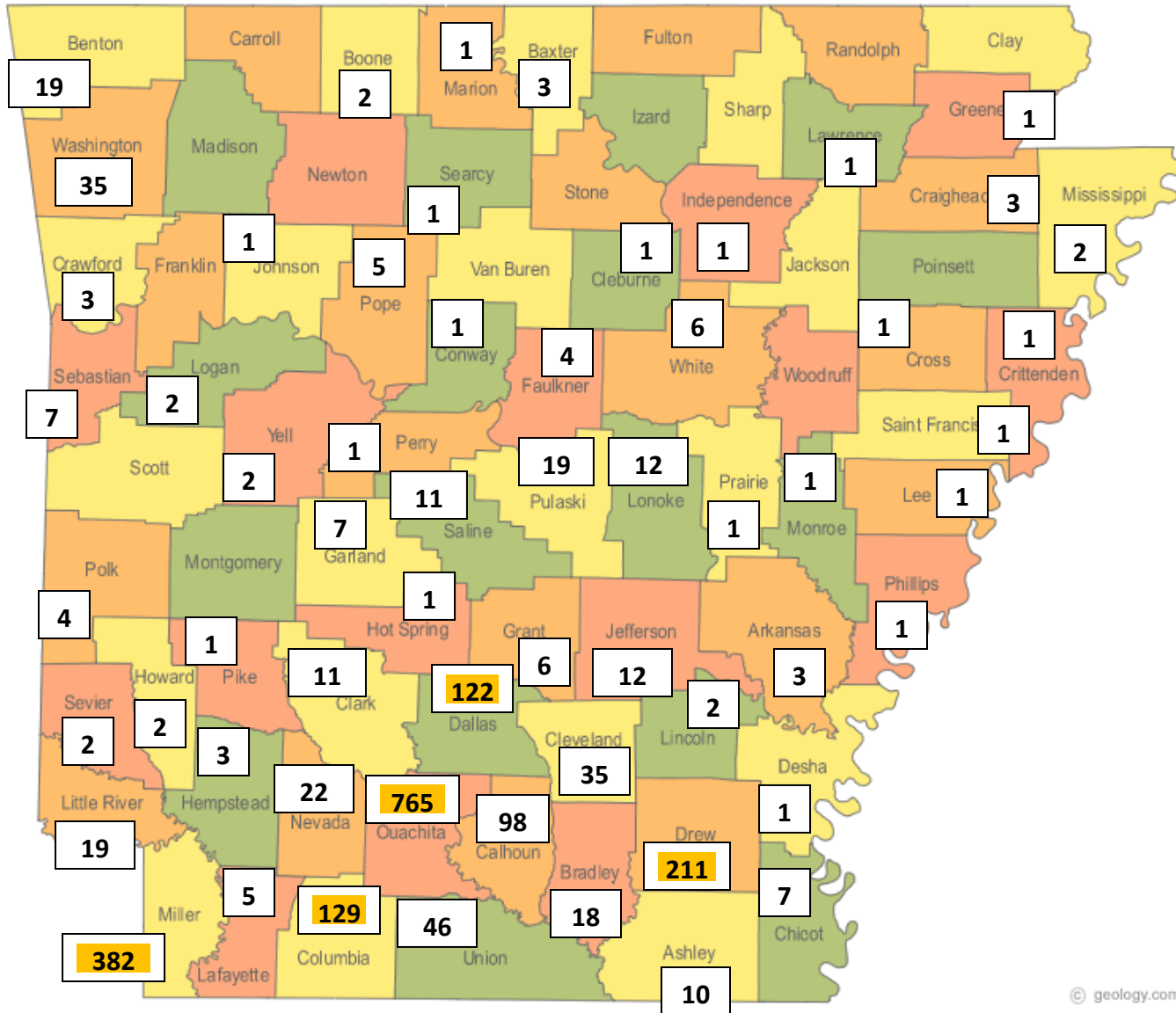
THREE YEAR SUMMARY DEGREES AWARDED BY LEVEL

MAJOR AREA	2009	2010	2011	PROG AVG
Aviation Maintenance Technology, AAS	2	7	1	3.33
Business Administration, AS	13	14	12	13.00
Computer Information Systems Technology, AAS	*	*	0	0.00
Electronic Technology, AAS	3	2	2	2.33
Environmental Science, AAS	3	6	4	4.33
Fire and Emergency Response, AAS	4	7	10	7.00
Fire Science Management, AS	3	8	3	4.67
General Education, AA	28	34	22	28.00
Manufacturing Technology, AAS	0	2	2	1.33
Microsoft Networking Software, AAS	14	8	2	8.00
Multimedia Technology, AAS	18	20	20	19.33
Office Systems Technology, AAS	10	4	5	6.33
Paraprofessional Educator, AAS	4	4	1	3.00
Professional Studies, APS	5	10	17	10.67
Teaching, AAT	7	15	12	11.33
Technology, AAS	9	18	27	18.00
TOTAL-Associate Degrees	123	159	140	140.67
	783	869	752	801.33
Program meets program viability standards for three-year average production				
CP's can only be awarded to Concurrent High School students				

FIVE YEAR DEGREE-LEVEL AWARDED SUMMARY



SOUTHERN ARKANSAS UNIVERSITY TECH
Fall 2011 Student Demographic Breakout by County



© geology.com

Retention Tracking Report

Fall to Spring Retention	1st Time Entering	# Retained	PCT	Fall to Fall Retention	# Retained	PCT
Fall 2005 to Spring 2006	144	88	61.1%	Fall 2005 to Fall 2006	58	40.3%
Fall 2006 to Spring 2007	141	70	49.6%	Fall 2006 to Fall 2007	44	31.2%
Fall 2007 to Spring 2008	196	135	68.9%	Fall 2007 to Fall 2008	84	42.9%
Fall 2008 to Spring 2009	209	142	67.9%	Fall 2008 to Fall 2009	103	49.3%
Fall 2009 to Spring 2010	257	165	64.2%	Fall 2009 to Fall 2010	97	37.7%
Fall 2010 to Spring 2011	232	171	73.7%	Fall 2010 to Fall 2011	103	44.4%
Fall 2011 to Spring 2012				Fall 2011 to Fall 2012		
TERM AVERAGE	1179	771	65.4%	ANNUAL AVERAGE	489	41.5%
TERM	# RETURNING	# HS RETURNING	# HS Fall '10 & Not HS Fall '11	# College Level Returnees		
Fall 2011	592	176	68	348		

PROGRAM NAME:		AVIATION MAINTENANCE AIRFRAME								
CIP CODE:		47.0607								
SOC CODE/NAME:		49-3011.00 Aircraft Mechanics and Service Technicians; 51-2011.00 Aircraft Structure, Surfaces, Rigging, and Systems Assemblers								
O*NET Profile Links:		http://www.onetonline.org/link/summary/49-3011.00				RESPONSIBLE PERSON:				
		http://www.onetonline.org/link/summary/51-2011.00				Vice Chancellor, Academic Affairs				
AREA	2006-2007	2007-2008	2008-2009	2009-2010	2010-2011	HRS REQUIRED				
PROGRAM COSTS:	\$ 5,108	\$ 5,108	\$ 5,396	\$ 5,741	\$ 5,828	29	Vice Chancellor, Finance and Administration			
Tuition & Fees:	\$ 2,491	\$ 2,491	\$ 2,984	\$ 3,129	\$ 3,216					
Room and Board:	\$ 2,000	\$ 2,000	\$ 2,000	\$ 2,200	\$ 2,200					
Books and Supplies:	\$ 617	\$ 617	\$ 412	\$ 412	\$ 412					
Other Costs:	\$ -	\$ -	\$ -	\$ -	\$ -					
ON-TIME COMPLETION	60.00%	100.00%	91.67%	91.67%	80.00%		Director, Institutional Research			
Number Students Completed Current Award Year:	5	12	12	12	10					
Number Students Completed Within Normal Time:	3	12	11	11	8					
JOB PLACEMENT:	There were no accrediting, federal, and/or state agency requirements for this data.									
Program Placement Rate:										
Institutional Placement Rate:										
LOAN DEBT INFORMATION:	\$ -	\$ -	\$ -	\$ -	\$ -		Director, Financial Aid			
Title IV Loan Debt:	\$ -	\$ -	\$ -	\$ -	\$ -					
Private Educational Loan Debt:	\$ -	\$ -	\$ -	\$ -	\$ -					
Institutional Finance Plan:	\$ -	\$ -	\$ -	\$ -	\$ -					

PROGRAM NAME:		AVIATION MAINTENANCE POWERPLANT							
CIP CODE:		47.0608							
SOC CODE/NAME:		49-3011.00 Aircraft Mechanics and Service Technicians; 51-2011.00 Aircraft Structure, Surfaces, Rigging, and Systems Assemblers							
O*NET Profile Links:		http://www.onetonline.org/link/summary/49-3011.00 http://www.onetonline.org/link/summary/51-2011.00					RESPONSIBLE PERSON:		
							Vice Chancellor, Academic Affairs		
AREA		2006-2007	2007-2008	2008-2009	2009-2010	2010-2011	HRS REQUIRED		
PROGRAM COSTS:		\$ 5,276	\$ 5,276	\$ 5,700	\$ 6,055	\$ 6,046	31	Vice Chancellor, Finance and Administration	
Tuition & Fees:		\$ 2,659	\$ 2,659	\$ 3,186	\$ 3,341	\$ 3,434			
Room and Board:		\$ 2,000	\$ 2,000	\$ 2,000	\$ 2,200	\$ 2,200			
Books and Supplies:		\$ 617	\$ 617	\$ 514	\$ 514	\$ 412			
Other Costs:		\$ -	\$ -	\$ -	\$ -	\$ -			
ON-TIME COMPLETION		60.00%	100.00%	86.67%	91.67%	80.00%	Director, Institutional Research		
Number Students Completed Current Award Year:		5	12	15	12	10			
Number Students Completed Within Normal Time:		3	12	13	11	8			
JOB PLACEMENT:		There were no accrediting, federal, and/or state agency requirements for this data.							
Program Placement Rate:									
Institutional Placement Rate:									
LOAN DEBT INFORMATION:		\$ -	\$ -	\$ -	\$ -	\$ -	Director, Financial Aid		
Title IV Loan Debt:		\$ -	\$ -	\$ -	\$ -	\$ -			
Private Educational Loan Debt:		\$ -	\$ -	\$ -	\$ -	\$ -			
Institutional Finance Plan:		\$ -	\$ -	\$ -	\$ -	\$ -			

PROGRAM NAME:		COMPUTER INFORMATION TECHNOLOGY							
CIP CODE:		11.0701							
SOC CODE/NAME:		11-3021.00 Computer and Information Systems Managers; 15-1099.00 Computer Specialists, All Other							
O*NET Profile Links:		http://www.onetonline.org/link/summary/11-3021.00 http://www.onetonline.org/link/summary/15-1099.00					RESPONSIBLE PERSON:		
							Vice Chancellor, Academic Affairs		
AREA		2006-2007	2007-2008	2008-2009	2009-2010	2010-2011	HRS REQUIRED		
PROGRAM COSTS:		\$ 4,607	\$ 4,857	\$ 5,369	\$ 5,734	\$ 5,874	26	Vice Chancellor, Finance and Administration	
Tuition & Fees:		\$ 2,239	\$ 2,239	\$ 2,681	\$ 2,811	\$ 2,889			
Room and Board:		\$ 2,000	\$ 2,000	\$ 2,000	\$ 2,200	\$ 2,200			
Books and Supplies:		\$ 368	\$ 618	\$ 688	\$ 723	\$ 785			
Other Costs:		\$ -	\$ -	\$ -	\$ -	\$ -			
ON-TIME COMPLETION		#DIV/0!	0.00%	0.00%	#DIV/0!	33.33%	Director, Institutional Research		
Number Students Completed Current Award Year:		0	4	3	0	6			
Number Students Completed Within Normal Time:		0	0	0	0	2			
JOB PLACEMENT:		There were no accrediting, federal, and/or state agency requirements for this data.							
Program Placement Rate:									
Institutional Placement Rate:									
LOAN DEBT INFORMATION:		\$ -	\$ 3,313	\$ -	\$ -	\$ -	Director, Financial Aid		
Title IV Loan Debt:		\$ -	\$ 3,313	\$ -	\$ -	\$ -			
Private Educational Loan Debt:		\$ -	\$ -	\$ -	\$ -	\$ -			
Institutional Finance Plan:		\$ -	\$ -	\$ -	\$ -	\$ -			

PROGRAM NAME:		ELECTRONICS									
CIP CODE:		15.0303									
SOC CODE/NAME:		17-3023.01 Electronics Engineering Technicians; 17-3023.03 Electrical Engineering Technicians									
O*NET Profile Links:		http://www.onetonline.org/link/summary/17-3023.01					RESPONSIBLE PERSON:				
		http://www.onetonline.org/link/summary/17-3023.03					Vice Chancellor, Academic Affairs				
AREA		2006-2007	2007-2008	2008-2009	2009-2010	2010-2011	HRS REQUIRED				
PROGRAM COSTS:		\$ 6,086	\$ 6,154	\$ 6,897	\$ 7,234	\$ 7,230	34	Vice Chancellor, Finance and Administration			
Tuition & Fees:		\$ 2,911	\$ 2,911	\$ 3,489	\$ 3,659	\$ 3,761					
Room and Board:		\$ 2,000	\$ 2,000	\$ 2,000	\$ 2,200	\$ 2,200					
Books and Supplies:		\$ 1,175	\$ 1,243	\$ 1,408	\$ 1,375	\$ 1,269					
Other Costs:		\$ -	\$ -	\$ -	\$ -	\$ -					
ON-TIME COMPLETION		#DIV/0!	#DIV/0!	#DIV/0!	0.00%	0.00%	Director, Institutional Research				
Number Students Completed Current Award Year:		0	0	0	1	1					
Number Students Completed Within Normal Time:		0	0	0	0	0					
JOB PLACEMENT:		There were no accrediting, federal, and/or state agency requirements for this data.									
Program Placement Rate:											
Institutional Placement Rate:											
LOAN DEBT INFORMATION:		\$ -	\$ -	\$ -		\$ -	Director, Financial Aid				
Title IV Loan Debt:		\$ -	\$ -	\$ -		\$ -					
Private Educational Loan Debt:		\$ -	\$ -	\$ -	\$ -	\$ -					
Institutional Finance Plan:		\$ -	\$ -	\$ -	\$ -	\$ -					

PROGRAM NAME:		ENTREPRENEURSHIP										
CIP CODE:		52.0701										
SOC CODE/NAME:		11-1021.00 General and Operations Managers; 11-9199.00 Managers, All Other										
O*NET Profile Links:		http://www.onetonline.org/link/summary/11-1021.00					RESPONSIBLE PERSON:					
		http://www.onetonline.org/link/summary/11-9199.00					Vice Chancellor, Academic Affairs					
AREA		2006-2007	2007-2008	2008-2009	2009-2010	2010-2011	HRS REQUIRED					
PROGRAM COSTS:		\$ -	\$ -	\$ -	\$ -	\$ 5,716	24	Vice Chancellor, Finance and Administration				
Tuition & Fees:		N/A	N/A	N/A	N/A	\$ 2,671						
Room and Board:		N/A	N/A	N/A	N/A	\$ 2,200						
Books and Supplies:		N/A	N/A	N/A	N/A	\$ 845						
Other Costs:		N/A	N/A	N/A	N/A	\$ -						
ON-TIME COMPLETION		#VALUE!	#VALUE!	#VALUE!	#VALUE!	#DIV/0!		Director, Institutional Research				
Number Students Completed Current Award Year:		N/A	N/A	N/A	N/A	0						
Number Students Completed Within Normal Time:		N/A	N/A	N/A	N/A	0						
JOB PLACEMENT:		There were no accrediting, federal, and/or state agency requirements for this data.										
Program Placement Rate:												
Institutional Placement Rate:												
LOAN DEBT INFORMATION:		\$ -	\$ -	\$ -	\$ -	\$ -		Director, Financial Aid				
Title IV Loan Debt:		N/A	N/A	N/A	N/A	\$ -						
Private Educational Loan Debt:		N/A	N/A	N/A	N/A	\$ -						
Institutional Finance Plan:		N/A	N/A	N/A	N/A	\$ -						
NOTE: N/A-Program was not available to students in Academic Years 2006-2007, 2007-2008, 2008-2009, and 2009-2010.												

PROGRAM NAME:		GENERAL STUDIES									
CIP CODE:		24.0101									
SOC CODE/NAME:		25-1199.00, Postsecondary Teachers, All Others									
O*NET Profile Links:		http://www.onetonline.org/link/summary/25-1199.00					RESPONSIBLE PERSON:				
							Vice Chancellor, Academic Affairs				
AREA		2006-2007	2007-2008	2008-2009	2009-2010	2010-2011	HRS REQUIRED				
PROGRAM COSTS:		\$ 5,749	\$ 5,761	\$ 6,311	\$ 6,789	\$ 7,021	31	Vice Chancellor, Finance and Administration			
Tuition & Fees:		\$ 2,659	\$ 2,659	\$ 3,186	\$ 3,341	\$ 3,434					
Room and Board:		\$ 2,000	\$ 2,000	\$ 2,000	\$ 2,200	\$ 2,200					
Books and Supplies:		\$ 1,090	\$ 1,102	\$ 1,125	\$ 1,248	\$ 1,387					
Other Costs:		\$ -	\$ -	\$ -	\$ -	\$ -					
ON-TIME COMPLETION		#DIV/0!	0.00%	#DIV/0!	0.00%	5.56%	Director, Institutional Research				
Number Students Completed Current Award Year:		0	1	0	2	18					
Number Students Completed Within Normal Time:		0	0	0	0	1					
JOB PLACEMENT:		There were no accrediting, federal, and/or state agency requirements for this data.									
Program Placement Rate:											
Institutional Placement Rate:											
LOAN DEBT INFORMATION:		\$ -		\$ -		\$ -	Director, Financial Aid				
Title IV Loan Debt:		\$ -		\$ -		\$ -					
Private Educational Loan Debt:		\$ -	\$ -	\$ -	\$ -	\$ -					
Institutional Finance Plan:		\$ -	\$ -	\$ -	\$ -	\$ -					

PROGRAM NAME:		HEALTH SCIENCES							
CIP CODE:								51.0000	
SOC CODE/NAME:		31-1012.00 Nursing Aides, Orderlies, and Attendants; 31-1011.00 Home Health Aides; 31-9099.00 Healthcare Support Workers, All Other							
O*NET Profile Links:		http://www.onetonline.org/link/summary/31-1012.00				RESPONSIBLE PERSON:			
		http://www.onetonline.org/link/summary/31-1011.00				Vice Chancellor, Academic Affairs			
		http://www.onetonline.org/link/summary/31-9099.00							
AREA		2006-2007	2007-2008	2008-2009	2009-2010	2010-2011	HRS REQUIRED		
PROGRAM COSTS:		\$ -	\$ -	\$ -	\$ 8,337	\$ 8,610	40	Vice Chancellor, Finance and Administration	
Tuition & Fees:		N/A	N/A	N/A	\$ 4,295	\$ 4,415			
Room and Board:		N/A	N/A	N/A	\$ 2,200	\$ 2,200			
Books and Supplies:		N/A	N/A	N/A	\$ 1,842	\$ 1,995			
Other Costs:		N/A	N/A	N/A	\$ -	\$ -			
ON-TIME COMPLETION		#VALUE!	#VALUE!	#VALUE!	0.00%	11.11%		Director, Institutional Research	
Number Students Completed Current Award Year:		N/A	N/A	N/A	2	9			
Number Students Completed Within Normal Time:		N/A	N/A	N/A	0	1			
JOB PLACEMENT:		There were no accrediting, federal, and/or state agency requirements for this data.							
Program Placement Rate:									
Institutional Placement Rate:									
LOAN DEBT		\$ -	\$ -	\$ -		\$ -		Director, Financial Aid	
Title IV Loan Debt:		N/A	N/A	N/A		\$ -			
Private Educational Loan Debt:		N/A	N/A	N/A	\$ -	\$ -			
Institutional Finance Plan:		N/A	N/A	N/A	\$ -	\$ -			
NOTE: N/A-This certificate was not available to any students during Academic Years 2006-2007, 2007-2008, and 2008-2009.									

PROGRAM NAME:		INDUSTRIAL MAINTENANCE							
CIP CODE:		47.0303							
SOC CODE/NAME:		49-9041.00 Industrial Machinery Mechanics; 49-9044.00 Millwrights; 49-9098.00 Helpers--Installation, Maintenance, and Repair Workers							
O*NET Profile Links:		http://www.onetonline.org/link/summary/49-9041.00					RESPONSIBLE PERSON:		
		http://www.onetonline.org/link/summary/49-9044.00					Vice Chancellor, Academic Affairs		
		http://www.onetonline.org/link/summary/49-9098.00							
AREA		2006-2007	2007-2008	2008-2009	2009-2010	2010-2011	HRS REQUIRED		
PROGRAM COSTS:		\$ 5,987	\$ 6,094	\$ 6,911	\$ 7,295	\$ 7,531	39	Vice Chancellor, Finance and Administration	
Tuition & Fees:		\$ 3,331	\$ 3,331	\$ 3,994	\$ 4,189	\$ 4,306			
Room and Board:		\$ 2,000	\$ 2,000	\$ 2,000	\$ 2,200	\$ 2,200			
Books and Supplies:		\$ 656	\$ 763	\$ 917	\$ 906	\$ 1,025			
Other Costs:		\$ -	\$ -	\$ -	\$ -	\$ -			
ON-TIME COMPLETION		#DIV/0!	0.00%	#DIV/0!	#DIV/0!	55.56%	Director, Institutional Research		
Number Students Completed Current Award Year:		0	1	0	0	9			
Number Students Completed Within Normal Time:		0	0	0	0	5			
JOB PLACEMENT:		There were no accrediting, federal, and/or state agency requirements for this data.							
Program Placement Rate:									
Institutional Placement Rate:									
LOAN DEBT INFORMATION:		\$ -		\$ -	\$ -	\$ -	Director, Financial Aid		
Title IV Loan Debt:		\$ -		\$ -	\$ -	\$ -			
Private Educational Loan Debt:		\$ -	\$ -	\$ -	\$ -	\$ -			
Institutional Finance Plan:		\$ -	\$ -	\$ -	\$ -	\$ -			

PROGRAM NAME:		LAW ENFORCEMENT									
CIP CODE:		43.0107									
SOC CODE/NAME:		33-3021.01 Police Detectives; 33-3021.03 Criminal Investigators and Special Agents; 33-3051.01 Police Patrol Officers; Officers; 33-3051.03 Sheriffs and Deputy Sheriffs; 33-9099.01 Transportation Security Officers									
O*NET Profile Links:		http://www.onetonline.org/link/summary/33-3021.01					RESPONSIBLE PERSON:				
		http://www.onetonline.org/link/summary/33-3021.03					Vice Chancellor, Academic Affairs				
		http://www.onetonline.org/link/summary/33-3051.01									
		http://www.onetonline.org/link/summary/33-3051.03									
		http://www.onetonline.org/link/summary/33-9099.01									
AREA		2006-2007	2007-2008	2008-2009	2009-2010	2010-2011	HRS REQUIRED				
PROGRAM COSTS:		\$ 1,764	\$ 1,764	\$ 2,240	\$ 2,380	\$ 2,464	28	Vice Chancellor, Finance and Administration			
Tuition & Fees:		\$ 1,764	\$ 1,764	\$ 2,240	\$ 2,380	\$ 2,464					
Room and Board:		\$ -	\$ -	\$ -	\$ -	\$ -					
Books and Supplies:		\$ -	\$ -	\$ -	\$ -	\$ -					
Other Costs:		\$ -	\$ -	\$ -	\$ -	\$ -					
ON-TIME COMPLETION		97.58%	97.24%	95.62%	97.54%	100.00%	Director, Institutional Research				
Number Students Completed Current Award Year:		124	254	251	203	169					
Number Students Completed Within Normal Time:		121	247	240	198	169					
JOB PLACEMENT:		There were no accrediting, federal, and/or state agency requirements for this data.									
Program Placement Rate:											
Institutional Placement Rate:											
LOAN DEBT INFORMATION:		\$ -	\$ -	\$ -	\$ -	\$ -	Director, Financial Aid				
Title IV Loan Debt:		\$ -	\$ -	\$ -	\$ -	\$ -					
Private Educational Loan Debt:		\$ -	\$ -	\$ -	\$ -	\$ -					
Institutional Finance Plan:		\$ -	\$ -	\$ -	\$ -	\$ -					

PROGRAM NAME:		MULTIMEDIA FILM & VIDEO PRODUCTION							
CIP CODE:		50.0602							
SOC CODE/NAME:		27-2012.01 Producers ; 27-2012.03 Program Directors ; 27-2012.05 Technical Directors/Managers ; 27-4031.00 Camera ; 27-4032.00 Film and Video Editors Operators, Television, Video, and Motion Picture							
O*NET Profile Links:		http://www.onetonline.org/link/summary/27-2012.01						RESPONSIBLE PERSON:	
		http://www.onetonline.org/link/summary/27-2012.03						Vice Chancellor, Academic Affairs	
		http://www.onetonline.org/link/summary/27-2012.05							
		http://www.onetonline.org/link/summary/27-4031.00							
		http://www.onetonline.org/link/summary/27-4032.00							
AREA		2006-2007	2007-2008	2008-2009	2009-2010	2010-2011	HRS REQUIRED		
PROGRAM COSTS:		\$ 5,341	\$ 5,370	\$ 5,832	\$ 6,013	\$ 6,221	31	Vice Chancellor, Finance and Administration	
Tuition & Fees:		\$ 2,659	\$ 2,659	\$ 3,186	\$ 3,341	\$ 3,434			
Room and Board:		\$ 2,000	\$ 2,000	\$ 2,000	\$ 2,200	\$ 2,200			
Books and Supplies:		\$ 682	\$ 711	\$ 646	\$ 472	\$ 587			
Other Costs:		\$ -	\$ -	\$ -	\$ -	\$ -			
ON-TIME COMPLETION		#DIV/0!	0.00%	0.00%	0.00%	#DIV/0!		Director, Institutional Research	
Number Students Completed Current Award Year:		0	1	2	2	0			
Number Students Completed Within Normal Time:		0	0	0	0	0			
JOB PLACEMENT:		There were no accrediting, federal, and/or state agency requirements for this data.							
Program Placement Rate:									
Institutional Placement Rate:									
LOAN DEBT INFORMATION:		\$ -	\$ -	\$ -		\$ -		Director, Financial Aid	
Title IV Loan Debt:		\$ -	\$ -	\$ -		\$ -			
Private Educational Loan Debt:		\$ -	\$ -	\$ -	\$ -	\$ -			
Institutional Finance Plan:		\$ -	\$ -	\$ -	\$ -	\$ -			

PROGRAM NAME:		MULTIMEDIA GRAPHICS TECHNOLOGY									
CIP CODE:		50.0402									
SOC CODE/NAME:		27-1021.00 Commercial and Industrial Designers; 27-1024.00 Graphic Designers									
O*NET Profile Links:		http://www.onetonline.org/link/summary/27-1021.00					RESPONSIBLE PERSON:				
		http://www.onetonline.org/link/summary/27-1024.00					Vice Chancellor, Academic Affairs				
AREA		2006-2007	2007-2008	2008-2009	2009-2010	2010-2011	HRS REQUIRED				
PROGRAM COSTS:		\$ 4,968	\$ 5,073	\$ 5,759	\$ 6,076	\$ 6,221	31	Vice Chancellor, Finance and Administration			
Tuition & Fees:		\$ 2,659	\$ 2,659	\$ 3,186	\$ 3,341	\$ 3,434					
Room and Board:		\$ 2,000	\$ 2,000	\$ 2,000	\$ 2,200	\$ 2,200					
Books and Supplies:		\$ 309	\$ 414	\$ 573	\$ 535	\$ 587					
Other Costs:		\$ -	\$ -	\$ -	\$ -	\$ -					
ON-TIME COMPLETION		0.00%	0.00%	0.00%	0.00%	0.00%		Director, Institutional Research			
Number Students Completed Current Award Year:		2	3	5	9	1					
Number Students Completed Within Normal Time:		0	0	0	0	0					
JOB PLACEMENT:		There were no accrediting, federal, and/or state agency requirements for this data.									
Program Placement Rate:											
Institutional Placement Rate:											
LOAN DEBT INFORMATION:				\$ -		\$ -		Director, Financial Aid			
Title IV Loan Debt:				\$ -		\$ -					
Private Educational Loan Debt:		\$ -	\$ -	\$ -	\$ -	\$ -					
Institutional Finance Plan:		\$ -	\$ -	\$ -	\$ -	\$ -					

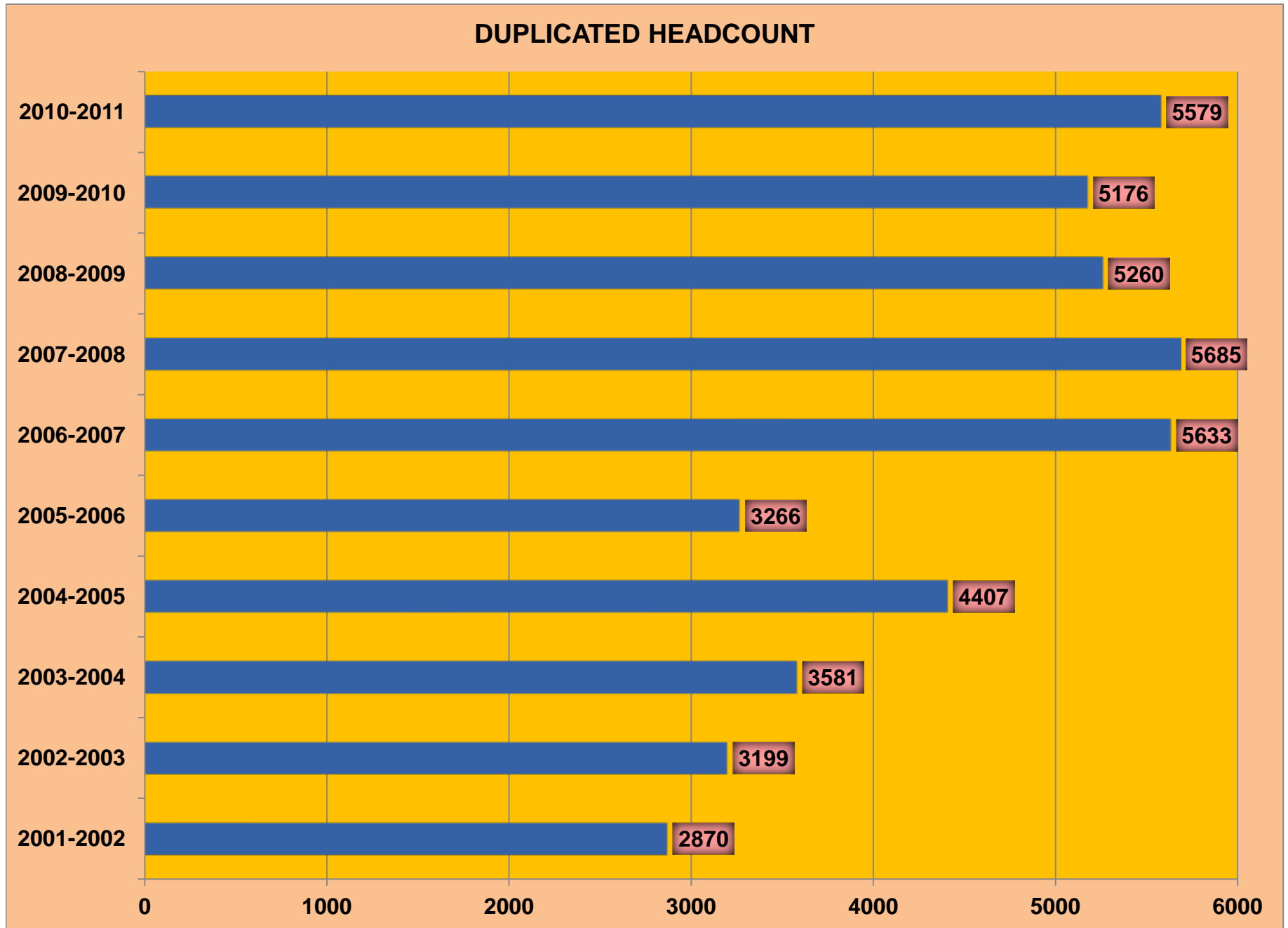
PROGRAM NAME:		MULTIMEDIA WEB DESIGN & DEVELOPMENT										
CIP CODE:		11.9999										
SOC CODE/NAME:		15-1099.04 Web Developers; 15-1099.05 Web Administrators										
O*NET Profile Links:		http://www.onetonline.org/link/summary/15-1099.04					RESPONSIBLE PERSON:					
		http://www.onetonline.org/link/summary/15-1099.05					Vice Chancellor, Academic Affairs					
AREA		2006-2007	2007-2008	2008-2009	2009-2010	2010-2011	HRS REQUIRED					
PROGRAM COSTS:		\$ 4,974	\$ 5,058	\$ 5,743	\$ 6,006	\$ 6,157	31	Vice Chancellor, Finance and Administration				
Tuition & Fees:		\$ 2,659	\$ 2,659	\$ 3,186	\$ 3,341	\$ 3,434						
Room and Board:		\$ 2,000	\$ 2,000	\$ 2,000	\$ 2,200	\$ 2,200						
Books and Supplies:		\$ 315	\$ 399	\$ 557	\$ 465	\$ 523						
Other Costs:		\$ -	\$ -	\$ -	\$ -	\$ -						
ON-TIME COMPLETION		#DIV/0!	0.00%	0.00%	0.00%	0.00%		Director, Institutional Research				
Number Students Completed Current Award Year:		0	3	6	5	7						
Number Students Completed Within Normal Time:		0	0	0	0	0						
JOB PLACEMENT:		There were no accrediting, federal, and/or state agency requirements for this data.										
Program Placement Rate:												
Institutional Placement Rate:												
LOAN DEBT		\$ -		\$ -	\$ -	\$ -		Director, Financial Aid				
Title IV Loan Debt:		\$ -		\$ -	\$ -	\$ -						
Private Educational Loan Debt:		\$ -	\$ -	\$ -	\$ -	\$ -						
Institutional Finance Plan:		\$ -	\$ -	\$ -	\$ -	\$ -						

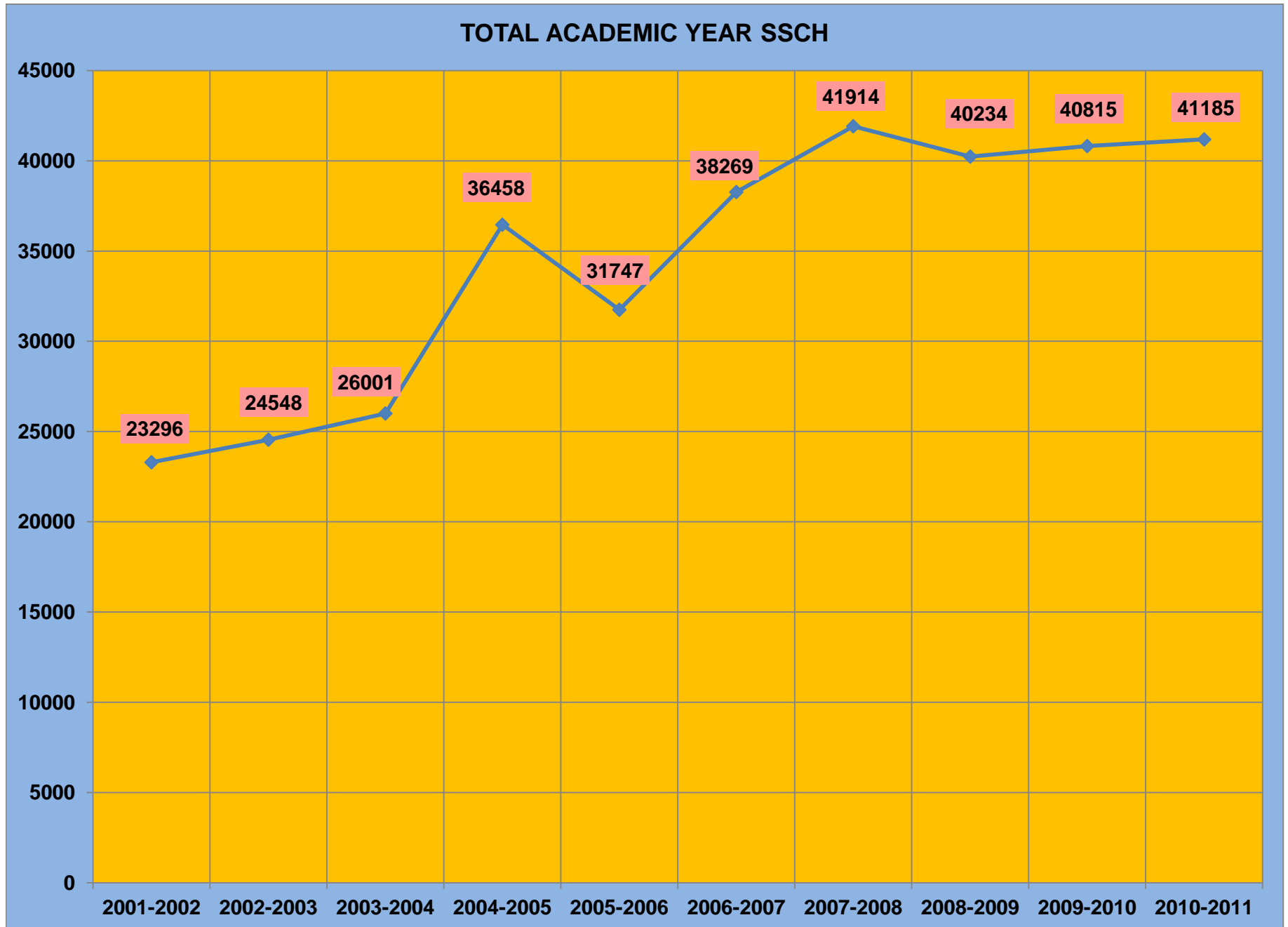
PROGRAM NAME:		OFFICE SOFTWARE SPECIALIST										
CIP CODE:		52.0407										
SOC CODE/NAME:		43-9021.00 Data Entry Keyers										
O*NET Profile Links:		http://www.onetonline.org/link/summary/43-9021.00					RESPONSIBLE PERSON:					
							Vice Chancellor, Academic Affairs					
AREA		2006-2007	2007-2008	2008-2009	2009-2010	2010-2011	HRS REQUIRED					
PROGRAM COSTS:		\$ 6,004	\$ 5,991	\$ 6,677	\$ 7,057	\$ 7,286	35	Vice Chancellor, Finance and Administration				
Tuition & Fees:		\$ 2,995	\$ 2,995	\$ 3,590	\$ 3,765	\$ 3,870						
Room and Board:		\$ 2,000	\$ 2,000	\$ 2,000	\$ 2,200	\$ 2,200						
Books and Supplies:		\$ 1,009	\$ 996	\$ 1,087	\$ 1,092	\$ 1,216						
Other Costs:		\$ -	\$ -	\$ -	\$ -	\$ -						
ON-TIME COMPLETION		0.00%	0.00%	0.00%	25.00%	0.00%		Director, Institutional Research				
Number Students Completed Current Award Year:		3	5	3	4	4						
Number Students Completed Within Normal Time:		0	0	0	1	0						
JOB PLACEMENT:		There were no accrediting, federal, and/or state agency requirements for this data.										
Program Placement Rate:												
Institutional Placement Rate:												
LOAN DEBT INFORMATION:		\$ -	\$ -	\$ -	\$ -	\$ -		Director, Financial Aid				
Title IV Loan Debt:		\$ -	\$ -	\$ -	\$ -	\$ -						
Private Educational Loan Debt:		\$ -	\$ -	\$ -	\$ -	\$ -						
Institutional Finance Plan:		\$ -	\$ -	\$ -	\$ -	\$ -						

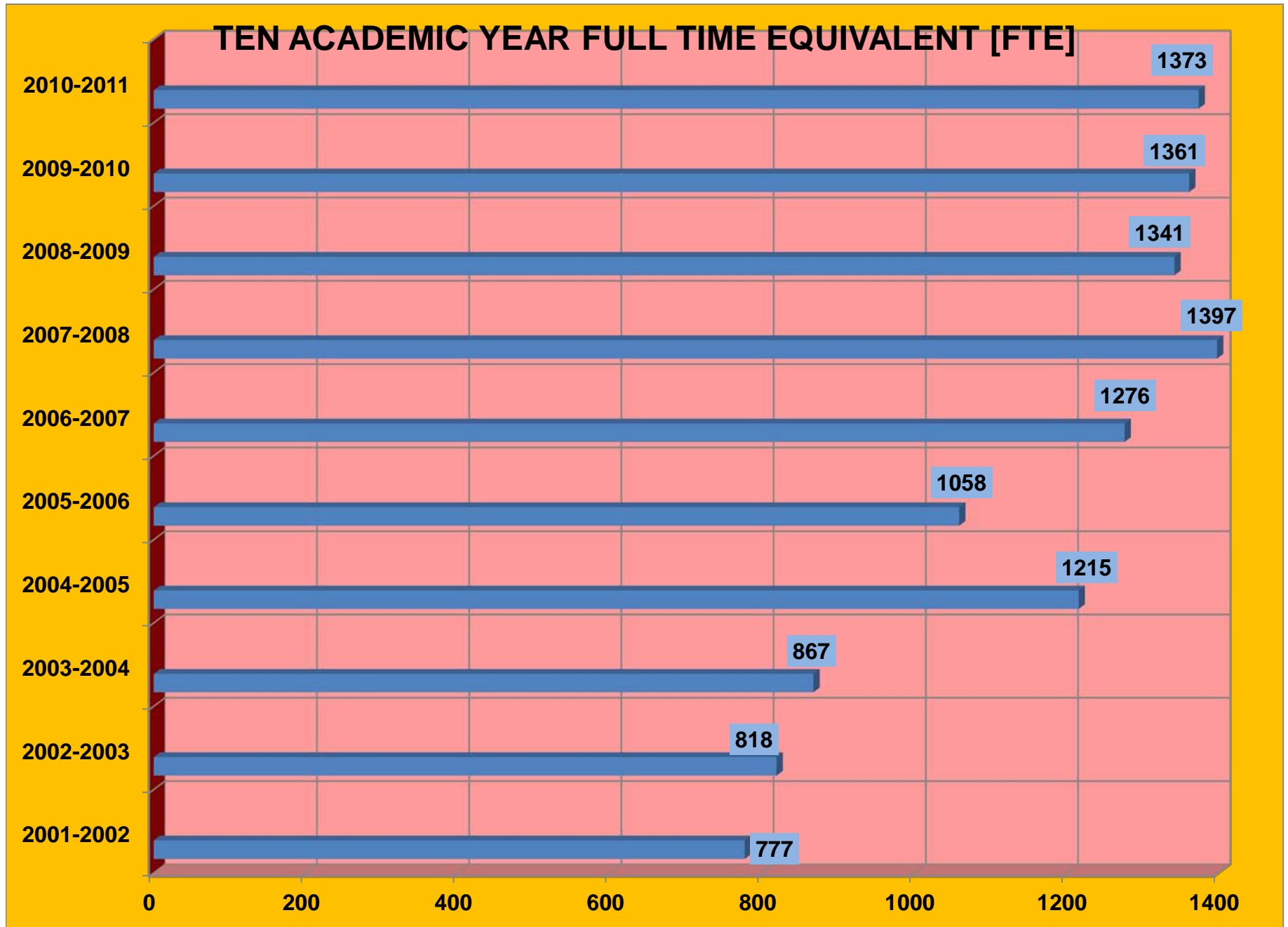
PROGRAM NAME:		PRACTICAL NURSING								
CIP CODE:		51.3901								
SOC CODE/NAME:		29-2061.00 Licensed Practical and Licensed Vocational Nurses								
O*NET Profile Links:		http://www.onetonline.org/link/summary/29-2061.00					RESPONSIBLE PERSON:			
							Vice Chancellor, Academic Affairs			
AREA		2006-2007	2007-2008	2008-2009	2009-2010	2010-2011	HRS REQUIRED			
PROGRAM COSTS:		\$ 7,145	\$ 7,188	\$ 7,963	\$ 8,226	\$ 8,369	46	Vice Chancellor, Finance and Administration		
Tuition & Fees:		\$ 4,069	\$ 4,069	\$ 4,851	\$ 5,081	\$ 5,219				
Room and Board:		\$ 2,000	\$ 2,000	\$ 2,000	\$ 2,200	\$ 2,200				
Books and Supplies:		\$ 1,076	\$ 1,119	\$ 1,112	\$ 945	\$ 950				
Other Costs:		\$ -	\$ -	\$ -	\$ -	\$ -				
ON-TIME COMPLETION		30.43%	28.00%	#DIV/0!	50.00%	28.57%		Director, Institutional Research		
Number Students Completed Current Award Year:		23	25	0	8	14				
Number Students Completed Within Normal Time:		7	7	0	4	4				
JOB PLACEMENT:		There were no accrediting, federal, and/or state agency requirements for this data.								
Program Placement Rate:										
Institutional Placement Rate:										
LOAN DEBT INFORMATION:		\$ -	\$ -	\$ -		\$ -	Director, Financial Aid			
Title IV Loan Debt:		\$ -	\$ -	\$ -		\$ -				
Private Educational Loan Debt:		\$ -	\$ -	\$ -	\$ -	\$ -				
Institutional Finance Plan:		\$ -	\$ -	\$ -	\$ -	\$ -				

PROGRAM NAME:							WELDING									
CIP CODE:							48.0508									
SOC CODE/NAME:							51-4121.06 Welders, Cutters, and Welder Fitters; 51-4121.07 Solderers and Brazers; 51-4122.00 Welding, Soldering, and Brazing Machine Setters, Operators, and Tenders									
O*NET Profile Links:							http://www.onetonline.org/link/summary/51-4121.06		RESPONSIBLE PERSON:							
							http://www.onetonline.org/link/summary/51-4121.07		Vice Chancellor, Academic Affairs							
							http://www.onetonline.org/link/summary/51-4122.00									
AREA							2006-2007	2007-2008	2008-2009	2009-2010	2010-2011	HRS REQUIRED				
PROGRAM COSTS:							\$ -	\$ -	\$ -	\$ -	\$ -	30	Vice Chancellor, Finance and Administration			
Tuition & Fees:							N/A	N/A	N/A	N/A	N/A	Program not available until Fall 2011, AY 2011-2012.				
Room and Board:							N/A	N/A	N/A	N/A	N/A					
Books and Supplies:							N/A	N/A	N/A	N/A	N/A					
Other Costs:							N/A	N/A	N/A	N/A	N/A					
ON-TIME COMPLETION							#VALUE!	#VALUE!	#VALUE!	#VALUE!	#VALUE!	Director, Institutional Research				
Number Students Completed Current Award Year:							N/A	N/A	N/A	N/A	N/A					
Number Students Completed Within Normal Time:							N/A	N/A	N/A	N/A	N/A					
JOB PLACEMENT:							There were no accrediting, federal, and/or state agency requirements for this data.									
Program Placement Rate:							N/A	N/A	N/A	N/A	N/A					
Institutional Placement Rate:							N/A	N/A	N/A	N/A	N/A					
LOAN DEBT							\$ -	\$ -	\$ -	\$ -	\$ -	Director, Financial Aid				
Title IV Loan Debt:							N/A	N/A	N/A	N/A	N/A					
Private Educational Loan Debt:							N/A	N/A	N/A	N/A	N/A					
Institutional Finance Plan:							N/A	N/A	N/A	N/A	N/A					

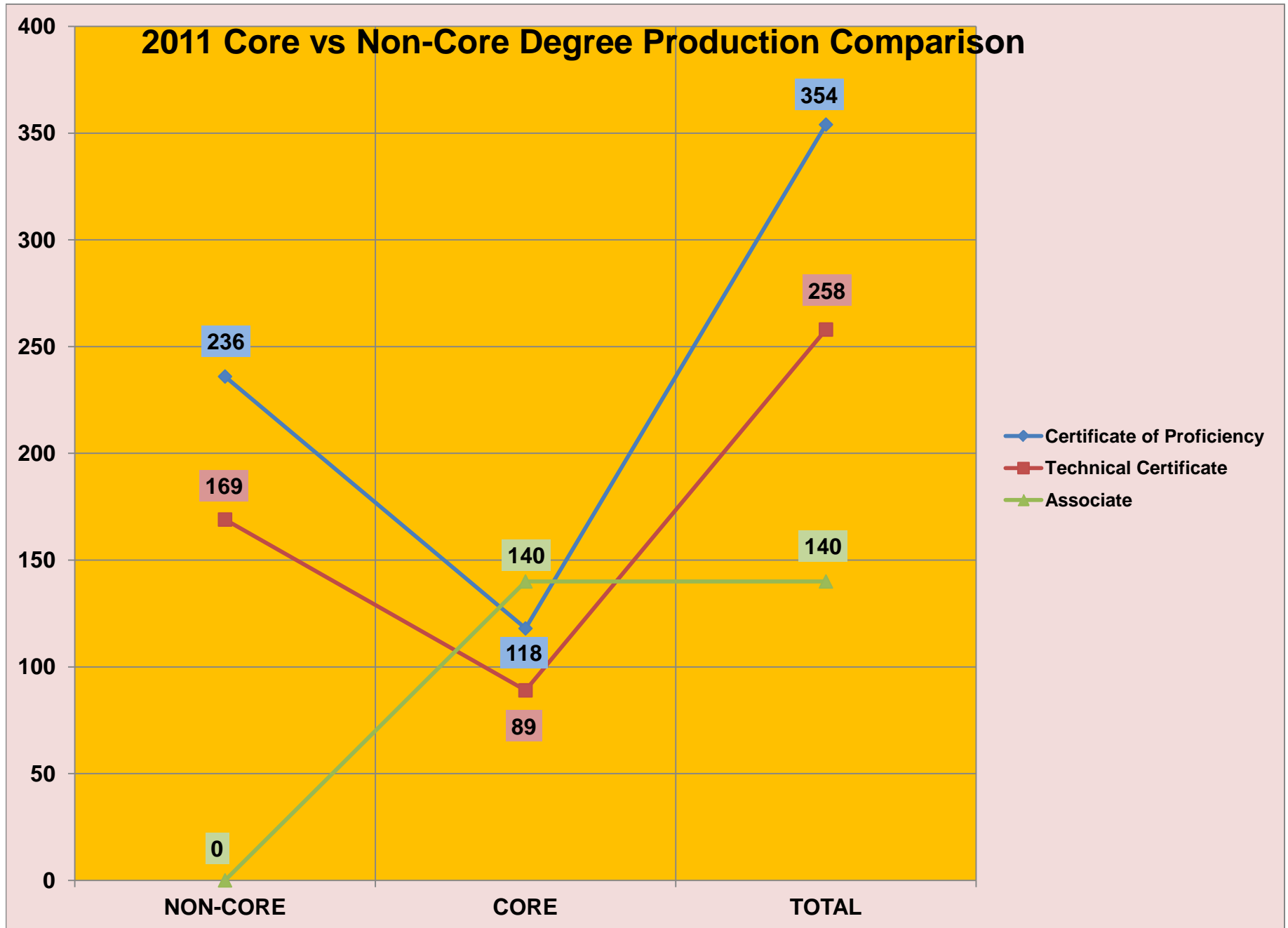
ACADEMIC YEAR	DUPLICATED HEADCOUNT	TOTAL ACAD YR SSCH	ACAD YR FTE
2001-2002	2870	23296	777
2002-2003	3199	24548	818
2003-2004	3581	26001	867
2004-2005	4407	36458	1215
2005-2006	3266	31747	1058
2006-2007	5633	38269	1276
2007-2008	5685	41914	1397
2008-2009	5260	40234	1341
2009-2010	5176	40815	1361
2010-2011	5579	41185	1373
DUPLICATED HEADCOUNT: Counts a student each term of enrollment during an academic year.			
TOTAL ACAD YR SSCH: The total of student semester credit hours generated each term by all enrolled students taking courses for credit.			
ACAD YR FTE: Derived by dividing the Total Acad Yr SSCH by 30.			

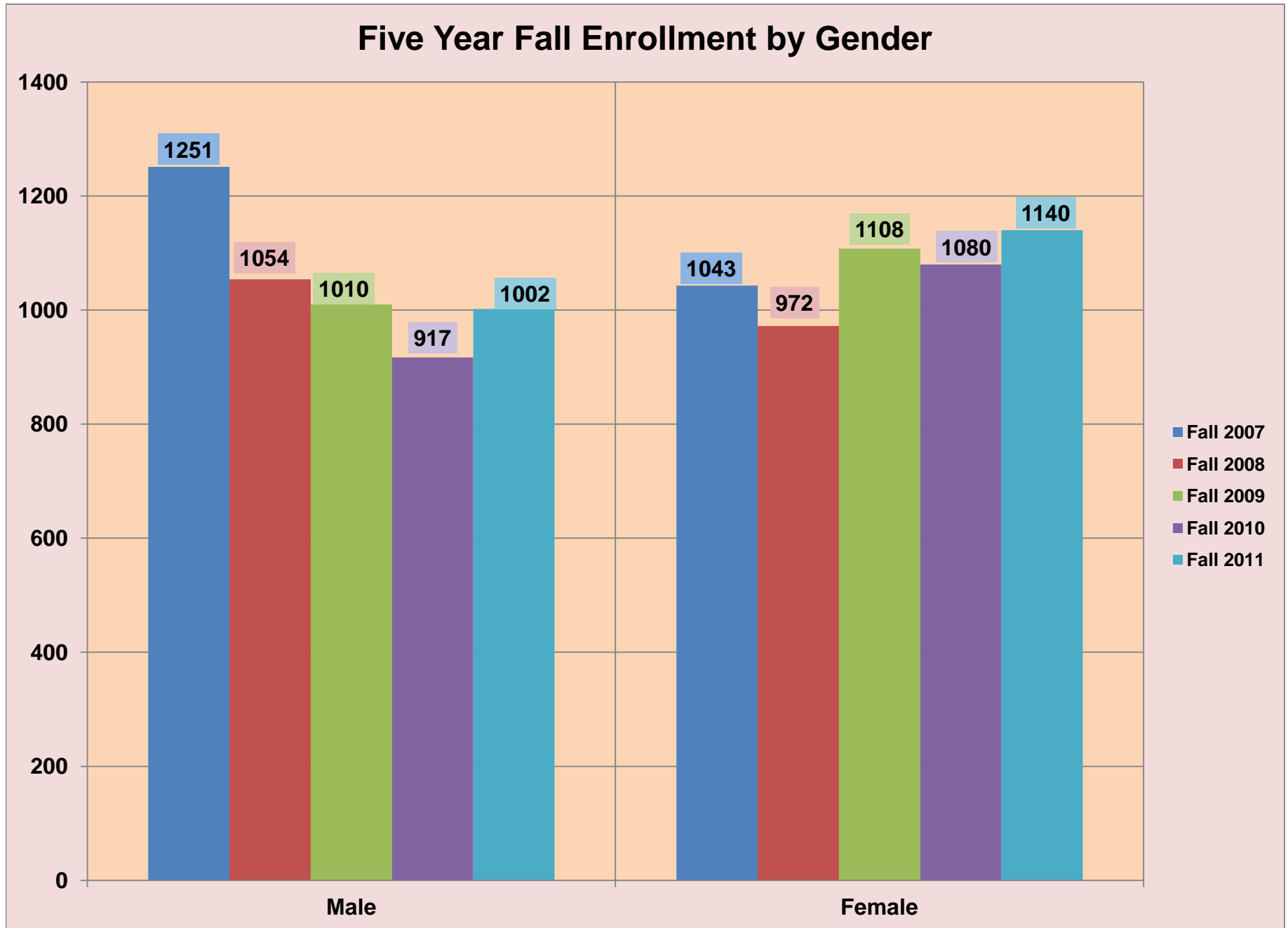






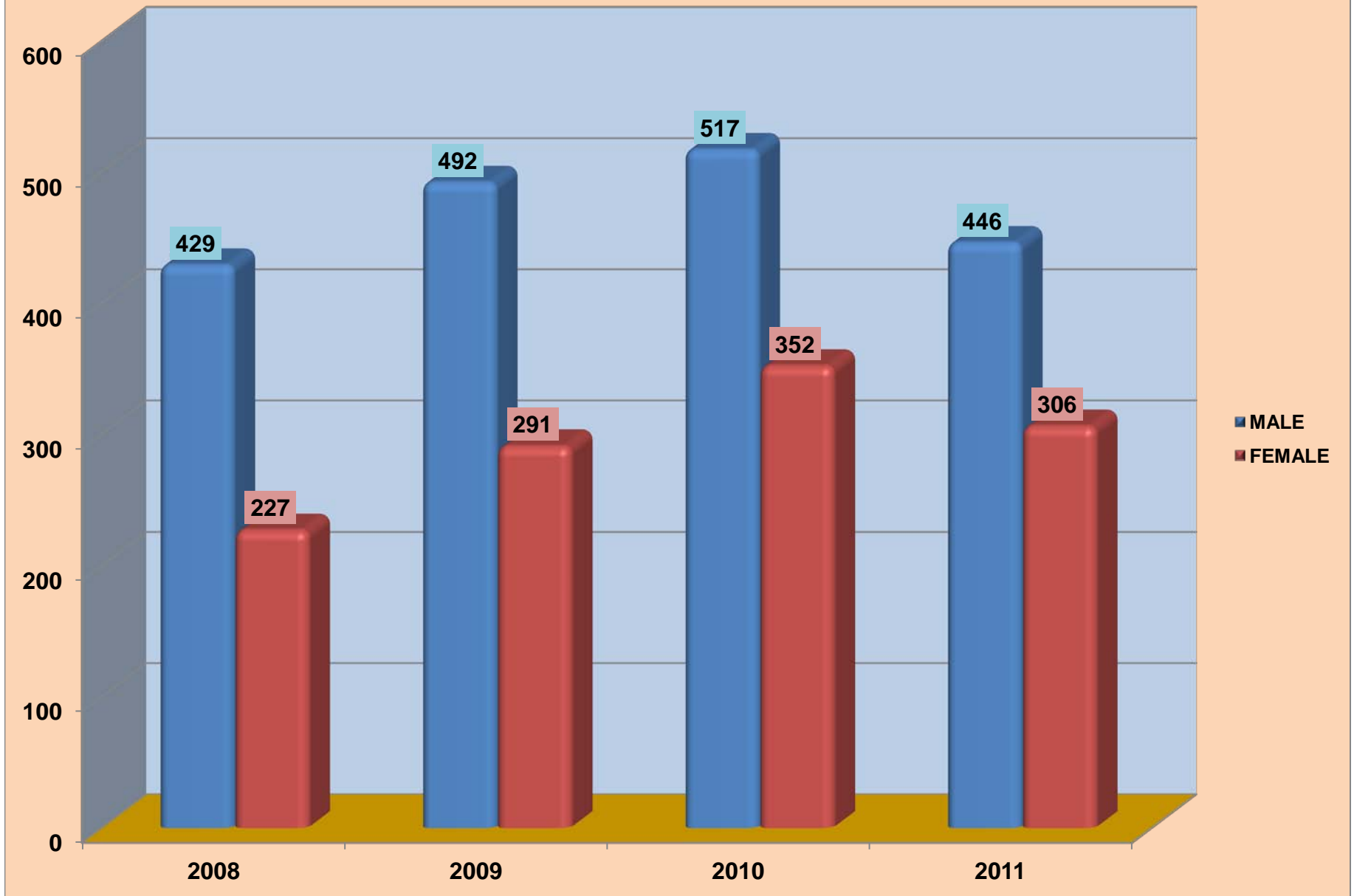
2011 Graduates	Certificate of Proficiency	Technical Certificate	Associate
NON-CORE	236	169	0
CORE	118	89	140
TOTAL	354	258	140





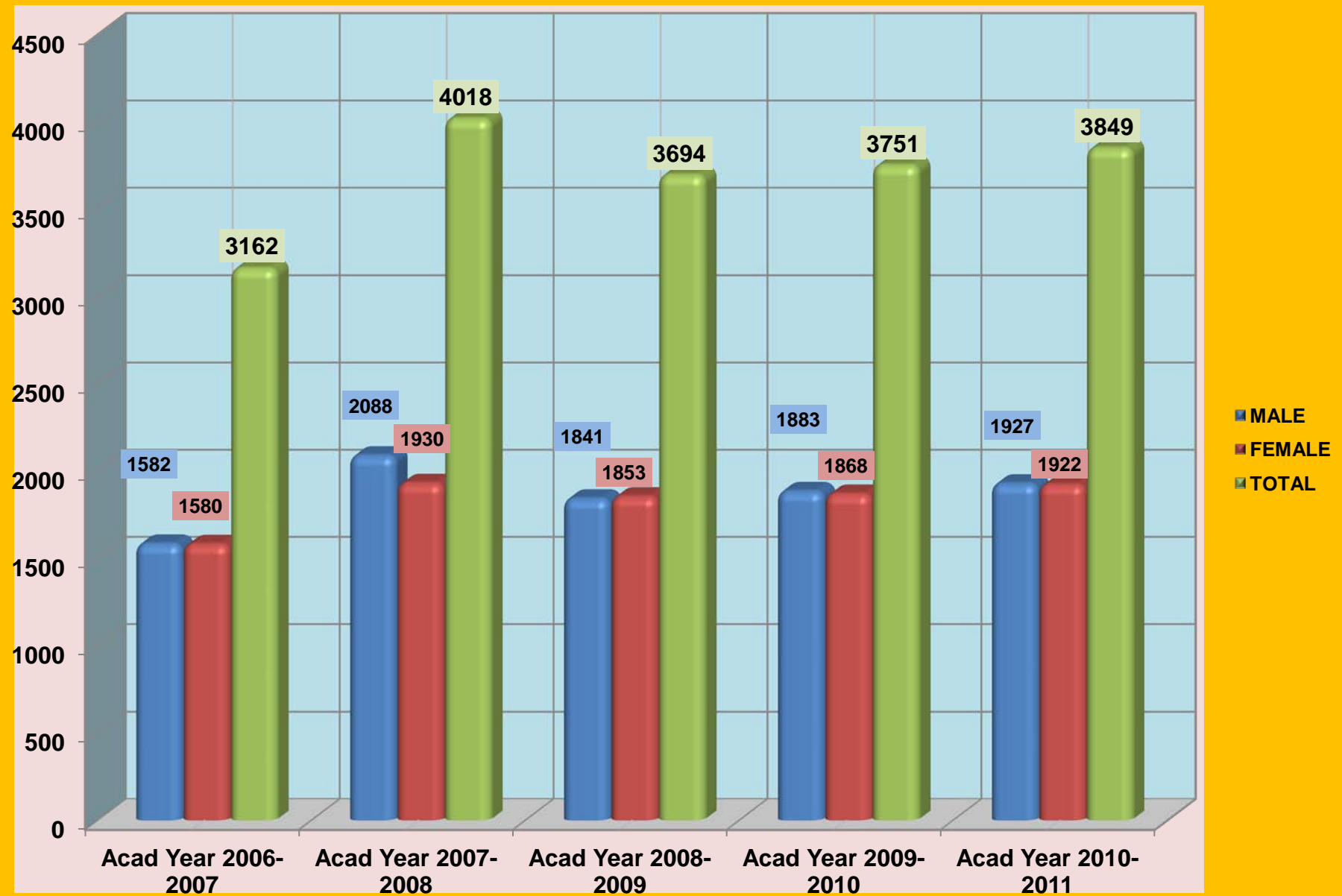
YEAR	MALE	FEMALE	TOTAL
2008	429	227	656
2009	492	291	783
2010	517	352	869
2011	446	306	752

Four Year Graduate Summary by Gender

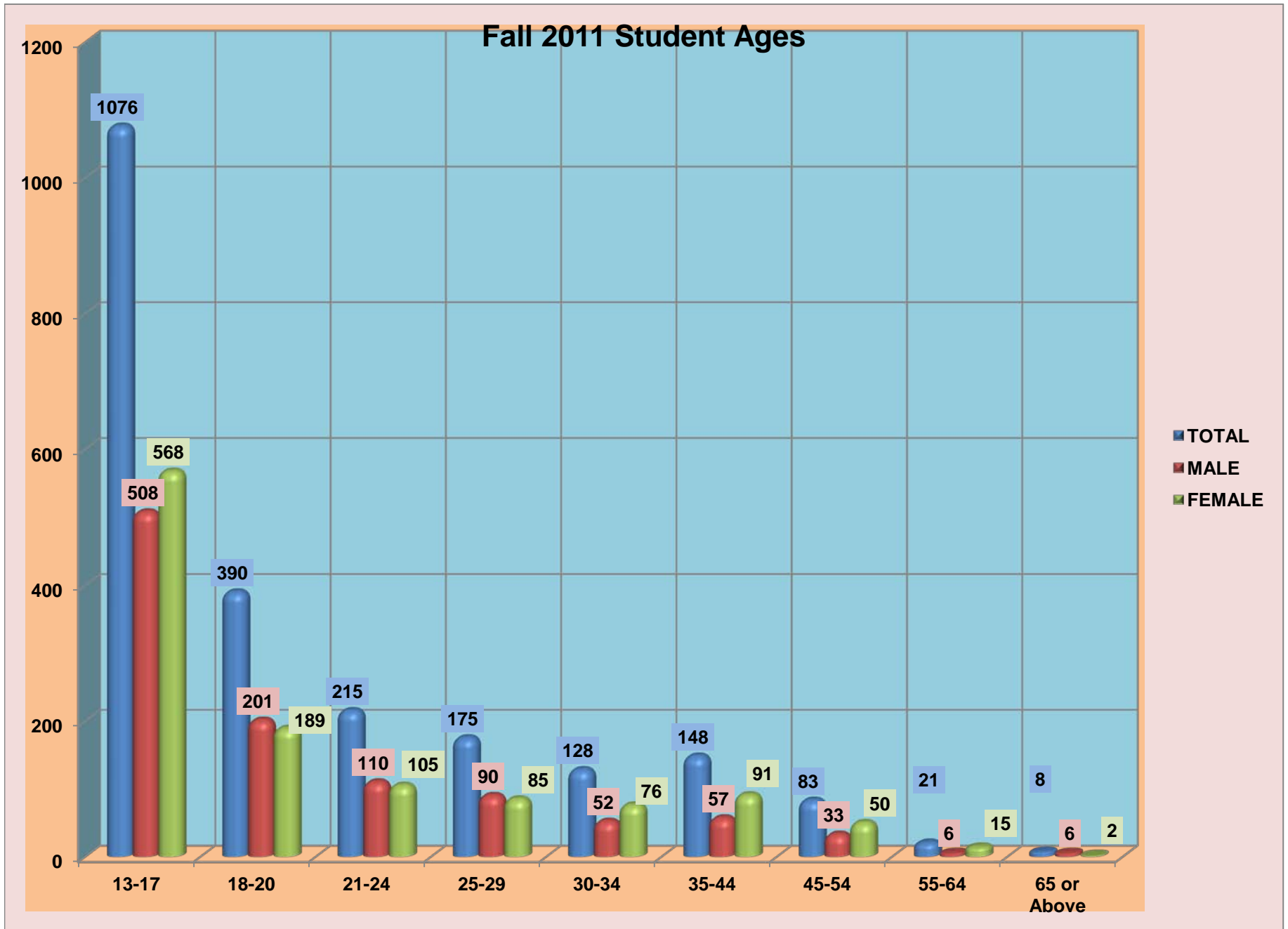


GENDER	Acad Year 2006-2007	Acad Year 2007-2008	Acad Year 2008-2009	Acad Year 2009-2010	Acad Year 2010-2011
MALE	1582	2088	1841	1883	1927
FEMALE	1580	1930	1853	1868	1922
TOTAL	3162	4018	3694	3751	3849

Five Academic Years Enrollment Summary by Gender



AGE	TOTAL	MALE	FEMALE
13-17	1076	508	568
18-20	390	201	189
21-24	215	110	105
25-29	175	90	85
30-34	128	52	76
35-44	148	57	91
45-54	83	33	50
55-64	21	6	15
65 or Above	8	6	2



Fall 2011 Outlying Counties Degree Major Summary													
	Benton	Clark	Garland	Grant	Jefferson	Lafayette	Lonoke	Pope	Pulaski	Saline	Sebastian	Washington	White
Aviation Maintenance Technology-AAS			2			1							
Business Administration-AS						1	1	1			1		
Environmental Science-AAS		1											
Fire & Emergency Response-AAS								1	1			3	
Fire & Emergency Response-CP	1		1		1		3	1	6	2	2	3	1
Fire Science Management-AS	2			1			1			1		3	
General Education-AGS		3			1	1					1	1	
Health Sciences-TC		1											
Law Enforcement-TC	8	2	3	2	5		3	1	4	2		15	1
Multimedia Technology-AAS	1	2		1	3		4		1	1		4	1
Non-Degree	3			1		2		1	6	2	1	5	
Office Systems Technology-AAS					1								1
Professional Studies-APS												1	
Teaching-AAT		2			1					1	1		1
Technology-AAS	4		1	1					1	2	1		1
TOTAL	19	11	7	6	12	5	12	5	19	11	7	35	6